

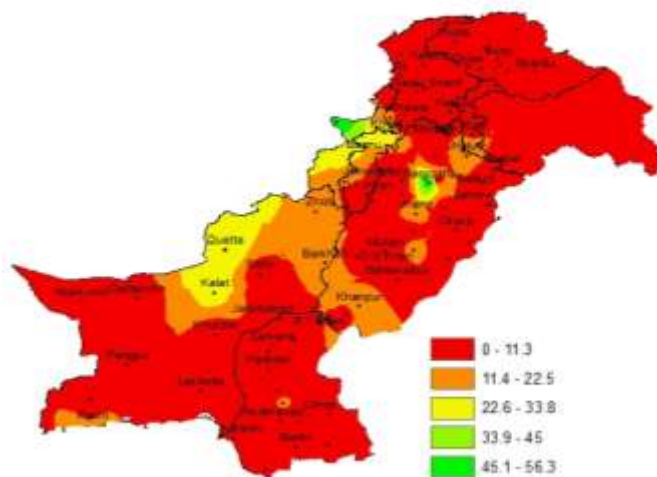
Weekly Weather and Crop Bulletin for Pakistan

**NATIONAL AGROMET CENTRE
PAKISTAN METEOROLOGICAL
DEPARTMENT SECTOR H-8/2,
ISLAMABAD.**

Phone: +92-51-9250299

Email: dirnamc@yahoo.com

**Rainfall Distribution (mm) during the
Previous Week (from 29th Feb to 6th Mar, 20 16)**



Contents

Highlights of past weather (General)	1-2
Past weather for Agri Plains	3-4
Crop progress	4
Min Temperature maps	5
R.H and GDD	6
Wind speed maps	7
Cloudiness maps	8
Farmers advisory	9
National data for selected stations	10-12

Highlights of Past Weather (from 29th Feb to 6th Mar, 20 16)

Mainly normal day time temperature was reported from most parts of the country during the week.

Province wise distribution of rainfall reported as follows:

- Light to moderate rainfall reported at many places in Khyber Pakhtunkhwa , Sindh, Punjab , Balochistan and Gilgit-Baltistan & Kashmir regions

Patron-in-Chief: Dr. Ghulam Rasul (Director General)

Chief Editor: Ch. Muhammad Aslam (Director)

Editor: Asma Jawad Hashmi (Deputy Director)

Past Weather of Provinces (from 29th Feb to 6th Mar, 2016)

Punjab

Light to moderate rainfall reported at many places in Sindh during the week. Weekly maximum and minimum temperatures recorded 28.4°C & 13.7°C respectively. For the present season average 105.3 growing degree days accumulated by the end of last week. Average relative humidity recorded 68% and wind speed in the morning/evening recorded 0.9/2.9Knots. During the previous week the highest amount of rainfall was recorded 57.0mm at Sargodha & lowest minimum temperature recorded 6.0°C at Murree.

Sindh

Light to moderate rainfall reported at many places in Sindh during the week. Weekly maximum and minimum temperatures recorded 32.4°C & 16.1°C respectively. For the present season average 127.8 growing degree days accumulated by the end of last week. Average relative humidity recorded 57% and wind speed in the morning/evening recorded 1.8/3.5Knots. During the previous week the highest amount of rainfall was recorded 15.0mm at Dadu & the lowest minimum temperature recorded 9.8°C at Dadu.

Khyber Pakhtunkhwa

Light to moderate rainfall reported at many places in Khyber Pakhtunkhwa province during the week. Weekly maximum and minimum temperatures recorded 23.3°C & 8.6°C respectively. For the present season average 66.6 growing degree days accumulated by the end of last week. Average relative humidity recorded 61% and wind speed in the morning/evening recorded 0.9/2.3Knots. During the previous week the highest amount of rainfall was recorded 54.5mm at Parachinar & the lowest

minimum temperature recorded -2.5°C at Parachinar.

Balochistan

Light to moderate rainfall reported at many places in Baluchistan during the week. Weekly maximum and minimum temperatures recorded 25.9°C & 11.6°C respectively. For the present season average 89.3 growing degree days accumulated by the end of last week. Average relative humidity recorded 54% and wind speed in the morning/evening recorded 1.8/5.5Knots. During the previous week the highest amount of rainfall was recorded 31.1mm at Quetta & lowest minimum temperature recorded 0.0°C at Kalat.

Gilgit-Baltistan and Azad Jammu & Kashmir

Light to moderate rainfall reported at many places in Gilgit-Baltistan & Kashmir regions during the week. Weekly maximum and minimum temperatures recorded 21.7°C & 5.4°C respectively. For the present season average 49.7 growing degree days accumulated by the end of last week. Average relative humidity recorded 49% and wind speed in the morning/evening recorded 0.7/1.8Knots. During the previous week the highest amount of rainfall was recorded 10.0mm at Kotli & the lowest minimum temperature recorded -3.0°C at Astore.

**Past Weather for Major Agricultural Plains
(from 29th Feb to 6th Mar, 2016)****Rawalpindi (Potohar region)**

Rainfall reported as 7.4mm during the week; however cloudiness in the morning/evening recorded 5.1/3.4Oktas while, average relative humidity observed 67%. Mean night time temperature recorded 13.0°C & for the present season 100.7 growing degree days accumulated by the end of last week. Wind speed recorded in the morning/evening as 0.0/0.6Knots.

Faisalabad (Central Punjab)

Rainfall reported as 0.1mm during the week; however cloudiness in the morning/evening recorded 1.7/3.1Oktas while, average relative humidity observed as 69%. Mean night time temperature recorded 14.7°C & for the present season 116.2 growing degree days accumulated by the end of last week. Wind speed recorded in the morning/evening as 0.5/0.9Knots.

Tandojam (Lower Sindh)

Dry weather was reported during the week; however cloudiness in the morning/evening recorded 2.0/0.7Oktas while, average relative humidity observed as 61%. Mean night time temperature recorded 15.1°C & for the present season 128.5 growing degree days accumulated by the end of last week. Wind speed recorded in the morning/evening as 0.9/0.9Knots.

Quetta (Northern Baluchistan)

Rainfall reported as 28.0mm during the week; however cloudiness in the morning/evening recorded 4.1/6.7Oktas while, average relative humidity observed as 62%. Mean night time temperature recorded 7.9°C & for the present season 53.6 growing degree days accumulated by the end of last week. Wind speed recorded in the morning/evening as 2.9/2.8Knots.

Usta Muhammad (Eastern Balochistan)

Rainfall reported as 1.3mm during the week; however cloudiness in the morning/evening recorded 1.3/1.7Oktas while, average relative humidity observed as 61%. Mean night time temperature recorded 14.1°C & for the present season 119.3 growing degree days accumulated by the end of last week. Wind speed recorded in the morning/evening as 2.0/2.3Knots.

**Past Weather for Sub-Regional Agricultural
Plains (from 29th Feb to 6th Mar, 2016)****Multan**

Rainfall reported as 0.2mm during the week; however cloudiness in the morning/evening recorded 3.9/3.7Oktas while, average relative humidity observed as 67%. Mean night time temperature recorded 15.9°C & for the present season 114.5 growing degree days accumulated by the end of last week. Wind speed recorded in the morning/evening as 2.9/6.3Knots.

Lahore

Rainfall reported as 0.1mm during the week; however cloudiness in the morning/evening recorded 3.0/3.9Oktas while, average relative humidity observed as 66%. Mean night time temperature recorded 15.4°C & for the present season 110.9 growing degree days accumulated by the end of last week. Wind speed recorded in the morning/evening as 0.6/3.1Knots.

Zhob

Rainfall reported as 19.0mm during the week; however cloudiness in the morning/evening recorded 5.4/6.3Oktas while, average relative humidity observed as 56%. Mean night time temperature recorded 4.4°C & for the present season 45.4 growing degree days accumulated by the end of last week. Wind speed recorded in the morning/evening as 5.0/5.9Knots.

D.I. Khan

Rainfall reported as 11.6mm during the week; however cloudiness in the morning/evening recorded 4.1/6.9Oktas while, average relative humidity observed as 76%. Mean night time temperature recorded 12.8°C & for the present season 104.1 growing degree days accumulated by the end of last week. Wind speed recorded in the morning/evening as 0.3/1.4Knots.

Peshawar

Rainfall reported as 14.0mm during the week; however cloudiness in the morning/evening recorded 5.6/5.4Oktas while, average relative humidity observed as 67%. Mean night time temperature recorded 14.1°C & for the present season 104.0growing degree days accumulated by the end of last week. Wind speed recorded in the morning/evening as 1.4/1.4Knots.

Murree

Rainfall reported as 10.6mm during the week; however cloudiness in the morning/evening recorded 4.4/4.0Oktas while, average relative humidity observed as 55%. Mean night time temperature recorded 7.0°C & for the present season 48.1growing degree days accumulated by the end of last week. Wind speed recorded in the morning/evening as 1.1/2.3Knots.

Kalam

Dry weather was reported during the week; however cloudiness in the morning/evening recorded 5.4/6.0Oktas while, average relative humidity observed as 63%. Mean night time temperature recorded 1.9°C & for the present season 26.7growing degree days accumulated by the end of last week. Wind speed recorded in the morning/evening as 0.0/1.7Knots

Gilgit

Dry weather was reported during the week; however cloudiness in the morning/evening recorded 3.9/5.1Oktas while, average relative humidity observed as 46%. Mean night time temperature recorded 3.6°C & for the present season 49.3growing degree days accumulated by the end of last week. Wind speed recorded in the morning/evening as 0.0/2.3Knots

Skardu

Dry weather was reported during the week; however cloudiness in the morning/evening recorded 2.1/4.7Oktas while, average relative humidity observed as 49%. Mean night time temperature recorded -1.5°C& for the present season 9.1 growing degree days accumulated by the end of last week. Clam wind speed recorded in the morning/evening.

Crop Situation for Major Agricultural Plains**(Based on data from Regional Agromet Centres)****Potohar Region (Rawalpindi)**

There is presently one crop (irrigated condition) grown in the fields of RAMC Rawalpindi.

Wheat: Good condition at *shooting* stage.

Central Punjab (Faisalabad)

There is presently one crop (irrigated condition) grown in the fields of RAMC Faisalabad.

Wheat: Very Good condition at *Heading* stage.

Lower Sindh (Tandojam)

There is presently one crop (irrigated condition) grown in the fields of RAMC Tandojam.

Wheat: Good condition at *Milk maturity* stage.

Northern Balochistan (Quetta)

There is presently one crop (irrigated condition) grown in the fields of RAMC Quetta.

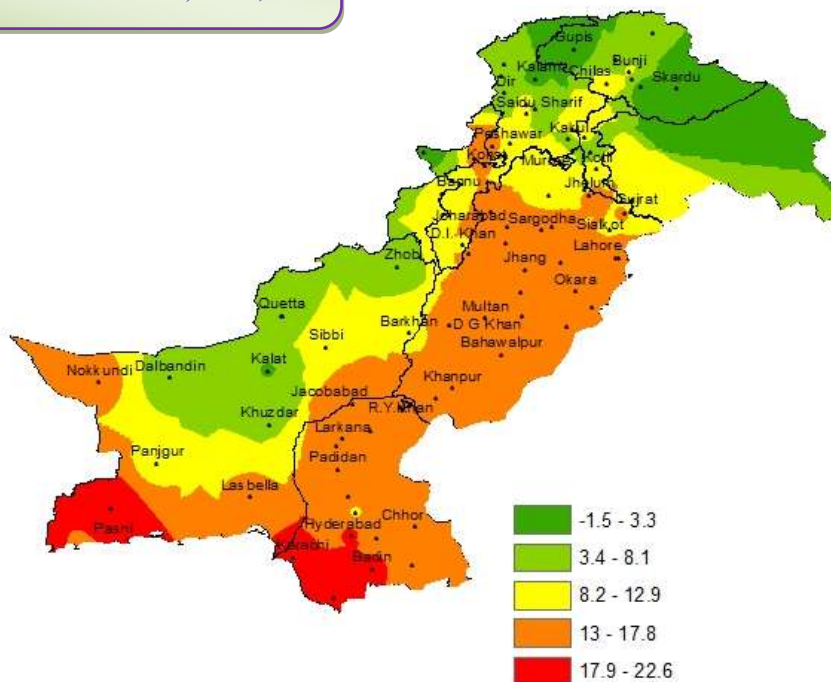
Wheat: Good condition at *Tilliring* stage.

Eastern Balochistan (Usta Muhammad)

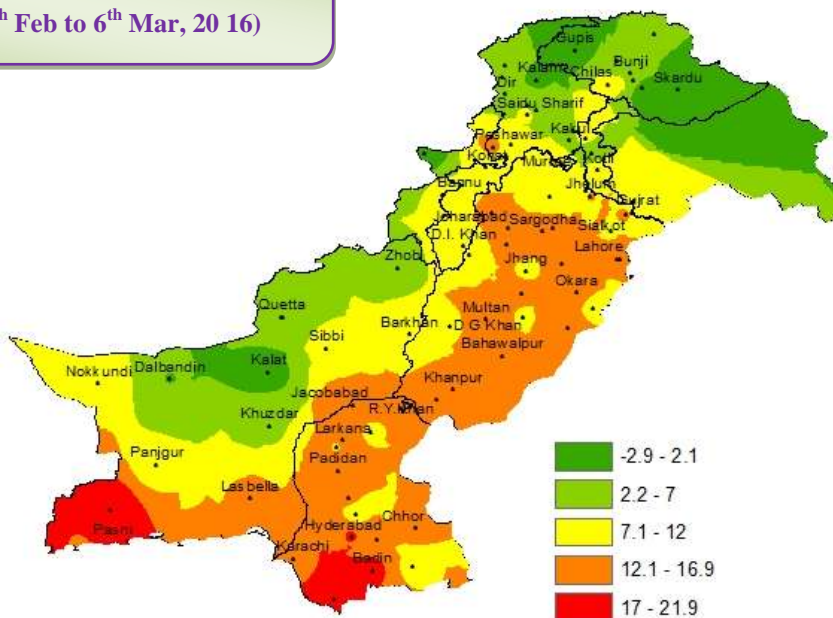
There is presently one crop (irrigated condition) grown in the fields of RAMC Usta Muhammad.

Wheat: Good condition at *shooting* stage.

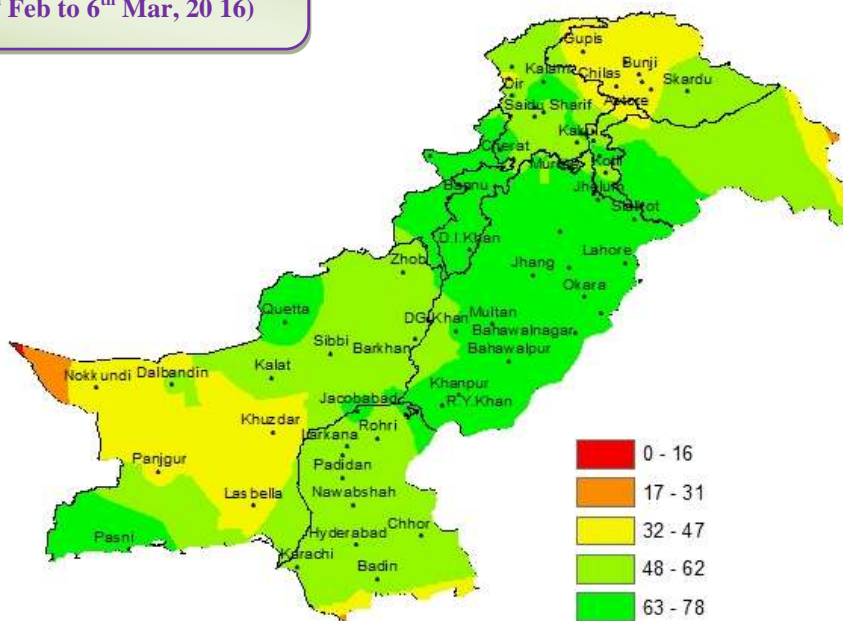
Mean Minimum Temperature (°C) during the Previous week (from 29th Feb to 6th Mar, 20 16)



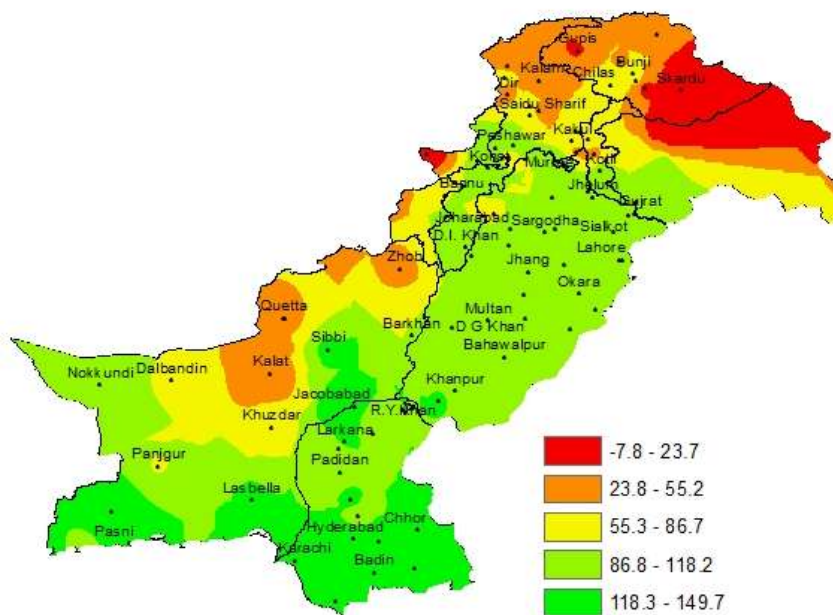
Lowest Minimum Temperature (°C) during the Previous week (from 29th Feb to 6th Mar, 20 16)



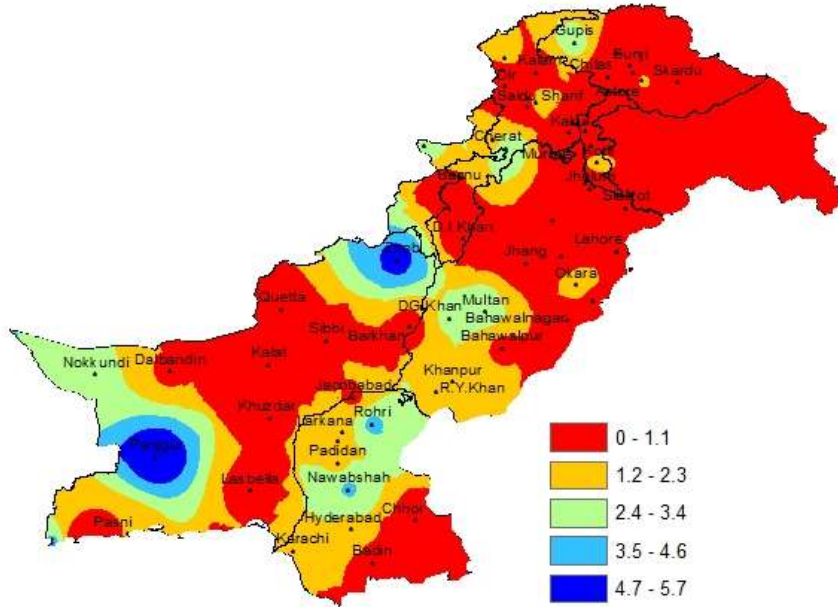
Mean Relative Humidity (%) during the Previous week (from 29th Feb to 6th Mar, 20 16)



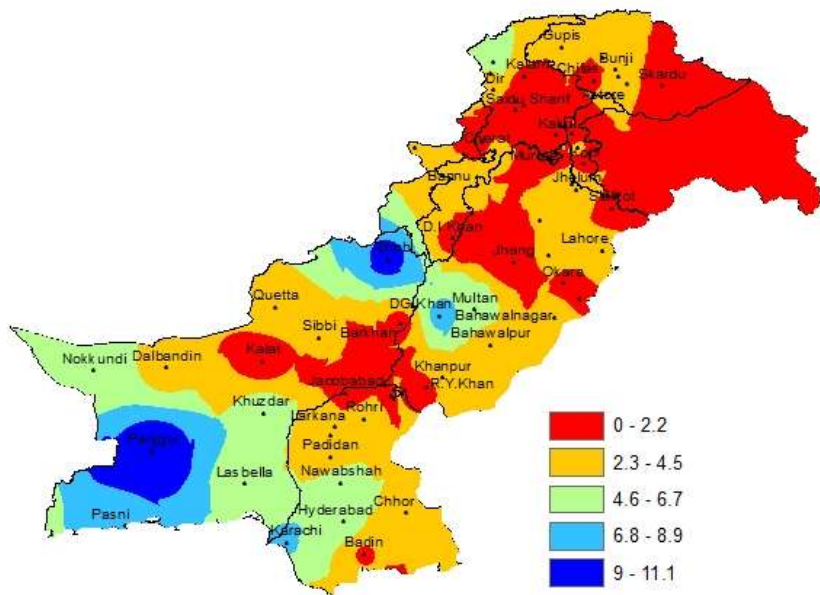
Total Growing Degree Days accumulated during the Previous week (from 29th Feb to 6th Mar, 20 16)



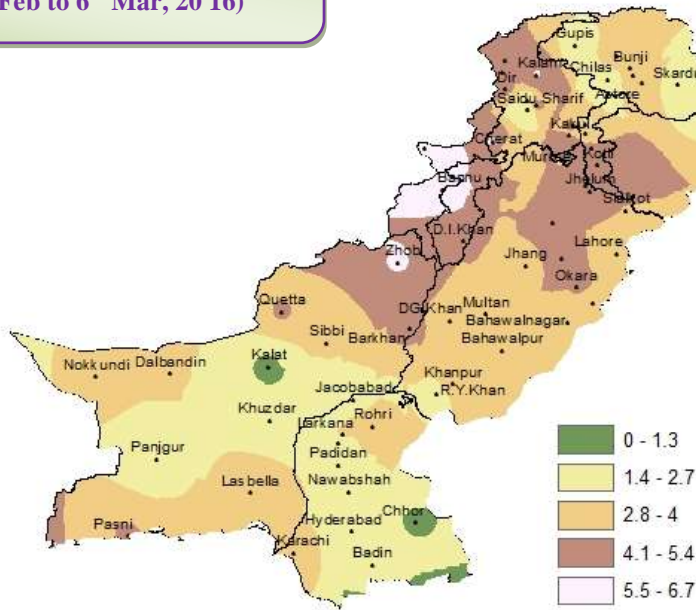
Mean Wind Speed (Knots) at 0300 PST during the Previous week (from 29th Feb to 6th Mar, 20 16)



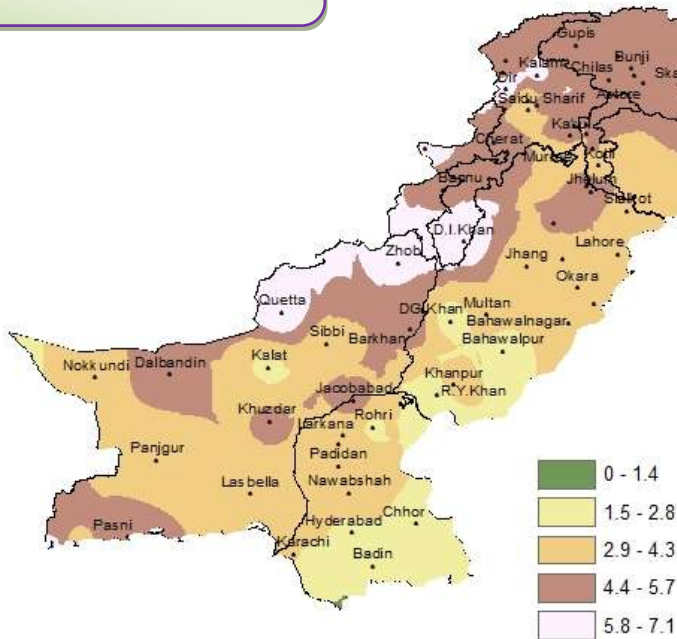
Mean Wind Speed (Knots) at 1200 PST during the Previous week (from 29th Feb to 6th Mar, 20 16)



Mean Cloudiness (Oktas) at 0800PST during the Previous week (from 29th Feb to 6th Mar, 20 16)



Mean Cloudiness (Oktas) at 1700PST during the Previous week (from 29th Feb to 6th Mar, 20 16)



Weekly Weather Advisory for Farmers**(from 7th to 12th Mar, 2016)**

A westerly wave is affecting upper parts of country & likely to move northeastward in next 24 hours. Another westerly wave is likely to approach south-western Balochistan on Monday and likely to prevail over most parts of the country during next week.

MONDAY**07-02-2016**

Mainly dry weather is expected in most parts of the country. However, rain-thunderstorm is expected at isolated places in Makran, Kalat divisions.

TUESDAY**08-02-2016**

Mainly dry weather is expected in most parts of the country, However rain-thundershower is expected at isolated places in Makran, Kalat, Sibbi, Quetta, Larkana divisions. Dry weather elsewhere in the country.

WEDNESDAY**09-02-2016**

Mainly dry weather is expected in most parts of the country, However rain-thundershower is expected at isolated places in Makran, Sibbi, Kalat, Quetta, Zhob, divisions and upper FATA. Dry weather elsewhere in the country.

THURSDAY**10-03-2016**

Rain-thundershower accompanied by gusty winds is expected at scattered places in Balochistan, while at isolated places in Larkana, Karachi, D.I Khan, Kohat, Bahawalpur, D.G.Khan divisions, and upper FATA. Isolated hailstorm is also likely during the period. Dry weather elsewhere in the country.

FRIDAY**11-03-2016**

Rain-thundershower accompanied by gusty winds is expected at scattered places in Balochistan, upper KP (Malakand, Hazara, Peshawar, Mardan, Kohat divisions), Rawalpindi, Sargodha, Gujranwala,

Lahore divisions, FATA, Islamabad, Kashmir and Gilgit-Baltistan while at isolated places in D.I

khan, Bannu, Bahawalpur, Faisalabad, D.G.Khan, Sahiwal divisions. Isolated hailstorm is also likely during the period. Dry weather elsewhere in the country.

SATURDAY**12-03-2016**

Rain-thundershower accompanied by gusty winds is expected at scattered places in KP, upper Punjab (Rawalpindi, Sargodha, Lahore, Gujranwala divisions), Islamabad, Kashmir and Gilgit-Baltistan while at isolated places in Quetta, Zhob, Kalat, Makran divisions. Isolated hailstorm is also likely during the period. Dry weather elsewhere in the country.

ADVISES FOR CROPS

- ❖ Farmers of irrigated areas should stop irrigation in KP and Punjab, keeping expected weather in mind.
- ❖ Farmers of barani areas are advised to remove weeds from the fields, so that the present soil moisture may fully be utilized.
- ❖ Pest attacks are expected over vegetables & tobacco crops after these rains. Farmers are advised to take in time precautionary measures in this regard.
- ❖ Removing weeds from the standing crops is very important as weeds utilize moisture and food which may be utilized by the crop. As a result considerable loss in yield occurs every year. However operations against weeds should be started using weedicides or manually when the crop completely covers the fields.

National Weather Data of Selected Cities**(Weekly Data from 29th Feb to 6th Mar, 2016)**

Stations	Minimum/Night Temperature (°C)		Growing Degree Days	Relative Humidity (%)	Rainfall (mm)	Cloudiness (Oktas) 0800PST	Cloudiness (Oktas) 1700PST	Wind Speed (Knots) 0800PST	Wind Speed (Knots) 1700PST
	Mean	Lowest							
Astore	-1.3	-3.0	7.1	47	0.0	2.9	4.9	1.4	2.6
Badin	19.5	19.0	147.2	51	0.0	1.8	1.9	0.7	2.0
Bahawalnagar	15.8	15.0	112.5	68	2.1	3.0	3.6	0.3	2.9
Bahawalpur	13.6	12.3	104.8	73	7.0	3.0	2.3	0.9	2.3
Balakot	8.7	6.0	78.7	64	1.2	4.4	6.1	0.0	0.0
Bannu	10.3	9.0	86.9	65	24.0	6.0	5.3	0.6	3.7
Barkhan	12.1	9.5	86.7	49	22.0	4.3	5.0	0.6	1.4
Bunji	8.9	6.7	69.6	31	0.0	2.9	5.3	0.0	2.3
Cherat	11.4	10.0	71.5	61	7.0	3.3	4.7	3.4	2.9
Chhor	14.8	13.0	142.0	51	0.0	1.3	2.4	0.3	2.6
Chilas	10.4	9.0	83.2	32	0.0	1.6	4.6	0.0	2.0
Chitral	4.5	3.3	48.9	53	0.0	4.1	4.9	2.3	6.3
D.I.Khan	12.8	10.0	104.1	76	11.6	4.1	6.9	0.3	1.4
Dalbandin	5.0	2.0	85.3	47	7.1	2.9	5.1	0.9	3.1
DG.Khan	14.2	11.5	108.7	63	4.4	3.4	2.3	2.6	7.4
Dir	3.4	2.5	46.2	63	5.0	4.3	6.6	0.0	3.1
Drosh	7.7	7.0	63.4	41	1.0	4.7	5.6	0.0	4.3
Faisalabad	14.7	13.0	116.2	69	0.1	1.7	3.1	0.5	0.9
Garidopatta	8.8	8.0	75.4	65	7.3	3.6	4.3	0.3	0.9
Gawader	16.4	16.0	103.5	68	21.1	2.7	3.7	0.0	8.3
Gilgit	3.6	2.0	49.3	46	0.0	3.9	5.1	0.0	2.3
Gupis	0.7	-0.5	22.0	39	0.0	2.0	4.4	2.9	2.6

Hyderabad	18.6	17.5	137.3	47	0.0	1.7	2.6	2.0	6.3
Islamabad	11.8	10.0	94.4	65	6.0	4.0	3.3	0.0	1.1
Jacobabad	15.8	14.0	118.3	63	0.1	2.1	4.9	0.9	1.7
Jhang	13.9	11.5	108.9	74	17.2	3.6	2.9	0.3	0.3
Jhelum	13.7	12.2	109.3	66	18.5	5.0	4.9	0.0	3.4
Jiwani	19.9	19.5	132.1	65	2.0	5.4	6.0	3.7	4.6
Kakul	7.4	6.0	65.7	60	11.0	4.0	4.7	0.3	1.1
Kalam	1.9	0.5	26.7	63	0.0	5.4	6.0	0.0	1.7
Kalat	3.2	0.0	28.9	52	28.0	1.1	2.4	0.0	0.9
Karachi	19.0	16.5	146.8	49	0.0	3.4	2.9	1.4	6.9
Khanpur	15.3	13.0	112.7	68	17.4	3.4	3.6	2.0	4.0
Khuzdar	7.6	6.0	66.4	35	5.8	1.7	4.6	0.6	6.0
Kotli	12.5	10.5	100.5	59	10.0	5.0	3.1	1.7	1.3
Lahore	15.4	12.0	110.9	66	0.1	3.0	3.9	0.6	3.1
Larkana	16.5	14.5	122.3	61	5.0	2.9	4.0	1.7	2.6
Lasbella	14.1	13.0	123.4	47	0.3	3.9	3.6	0.6	5.4
Lower Dir	9.8	7.0	80.6	64	5.0	2.1	3.1	0.6	1.7
M.B Din	14.2	13.0	112.8	73	3.0	4.3	4.4	0.3	2.3
Malam Jabba	5.2	4.0	26.9	62	0.0	4.9	5.3	2.3	0.6
Mangla	12.1	11.1	99.2	70	21.8	5.0	4.7	0.6	3.7
Mir Khani	7.5	6.5	60.7	48	0.0	3.7	4.7	0.0	3.6
Moinjodaro	14.8	11.5	113.8	56	1.1	2.0	3.1	2.3	3.7
Multan	15.9	14.3	114.5	67	0.2	3.9	3.7	2.9	6.3
Murree	7.0	6.0	48.1	55	10.6	4.4	4.0	1.1	2.3
Muzaffarabad	9.0	8.4	78.8	64	7.6	3.0	4.0	0.9	1.0
Nawabshah	15.5	13.0	124.6	56	0.1	2.4	3.9	3.6	5.9

Nokkundi	15.1	11.0	96.0	33	3.6	3.3	3.9	2.4	5.6
Okara	15.8	14.8	118.0	67	0.0	4.1	3.9	1.7	2.0
Padidan	14.7	14.0	105.0	62	0.0	2.3	3.4	2.0	3.1
Panjgur	10.4	8.0	85.4	46	5.0	1.6	2.9	5.7	11.1
Parachinar	-1.4	-2.5	-8.0	78	54.5	6.7	6.0	3.0	3.0
Pasni	18.3	17.0	127.8	73	14.0	4.1	5.4	1.1	8.0
Peshawar	14.1	13.0	104.0	67	14.0	5.6	5.4	1.4	1.4
Quetta	7.9	5.0	53.6	62	28.0	4.1	6.7	2.9	2.8
R.Y.Khan	16.7	13.5	120.0	67	9.1	2.1	1.9	2.0	1.4
Rawalakot	5.0	3.4	48.3	68	7.6	4.1	4.4	0.0	2.6
Rawalpindi	13.0	12.0	100.7	67	7.4	5.1	3.4	0.0	0.6
Sahiwal	13.4	10.0	106.8	69	0.2	3.7	3.3	0.9	2.0
Saidu Sharif	9.0	8.0	80.5	56	0.1	1.1	3.0	0.0	0.0
Sialkot	13.8	12.8	105.2	67	9.9	4.0	3.3	0.0	1.1
Sibbi	11.5	9.0	127.3	50	3.1	2.9	3.4	0.9	2.6
Skardu	-1.5	-2.6	9.1	49	0.0	2.1	4.7	0.0	0.0
Tandojam	15.1	13.5	128.5	61	0.0	2.0	0.7	0.9	0.9
Usta.M	14.1	14.0	119.3	61	1.3	1.3	1.7	2.0	2.3
Zhob	4.4	4.0	45.4	56	19.0	5.4	6.3	5.0	9.9

*** Shows that data was not available.