

Decadal Agromet Bulletin of Pakistan



Highlights...

- ❖ Light to moderate rainfall with heavy falls received from the country. Whereas, light rainfall from Sindh and Gilgit Baltistan except southwestern parts of the Balochistan during the decade.
- ❖ Highest amount of rainfall recorded was 267.7 mm at Lahore during the last decade.
- ❖ Highest Maximum temperature recorded was 46.3°C at Nokkundi during the last decade.
- ❖ Rain-wind/thundershowers are expected in the country during the decade.
- ❖ Farmers are advised to view the weather forecast before any field activity.

**NATIONAL AGROMET CENTRE (NAMC)
PAKISTAN METEOROLOGICAL DEPARTMENT
SECTOR H-8/2, ISLAMABAD**

Patron-in-Chief: *Mr. Sahibzad Khan, Director General*

Editor-in-Chief: *Ms. Asma Jawad Hashmi, Director*

Editor: *Mr. Aziz Ur Rehman, Assistant Meteorologist*

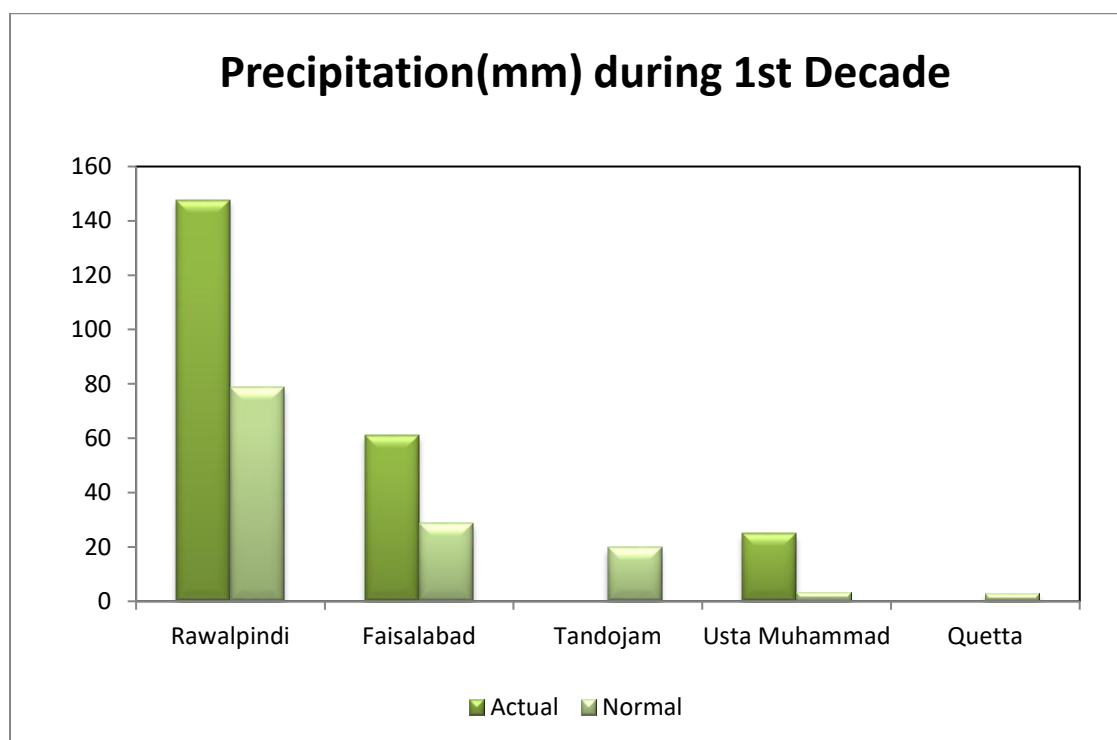
Phone: [+92-51-9250592](tel:+92-51-9250592) Email: dirnamc@yahoo.com

Meteorological Conditions during 1st Decade of July 2025

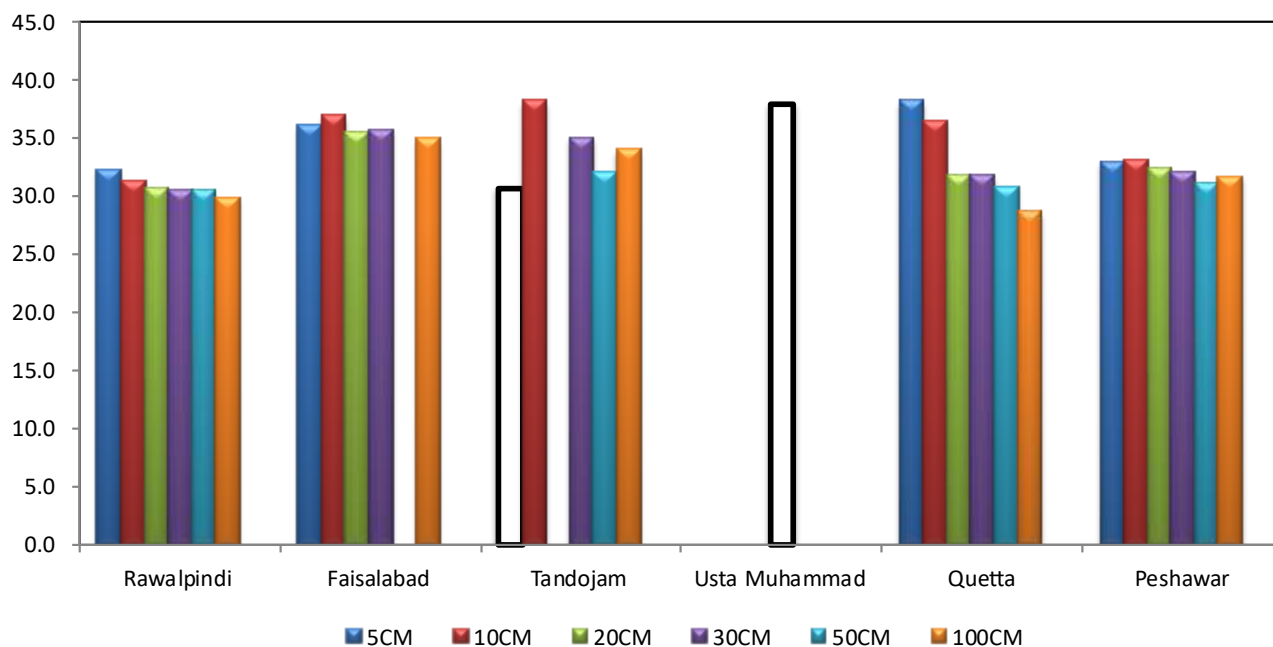
Sr. No.	Station	Precipitation (mm)			Air Temperature (°C)			Soil Temperatures (°C)						R.H (%)	Sunshine Duration(hours)	Wind Speed (km/hr)	ETo (mm/day)
		Normal	Actual	Dep	Tmx Dep	Tmin Dep	Mean	5cm	10cm	20cm	30cm	50cm	100cm				
1	Rawalpindi	78.7	147.6	68.9	-1.8	-1.0	28.6	32.2	31.2	30.6	30.4	30.4	29.8	73.0	53.8	3.5	4.4
2	Faisalabad	28.7	61.1	32.4	-0.6	0.8	32.5	36.0	36.9	35.4	35.6	***	34.9	68.0	53.0	5.4	5.0
3	Jhelum	40.8	223.6	182.8	-4.3	-1.9	28.9	30.6	32.0	31.7	31.6	32.1	***	81.0	43.7	3.3	3.9
4	Lahore	43.6	240.7	197.1	1.1	-1.8	30.2	32.0	32.0	31.0	31.0	***	30.3	68.0	26.8	2.0	3.6
5	Sargodha	30.3	18.0	-12.3	-0.5	0.4	33.2	37.8	35.4	35.8	35.2	***	***	63.0	47.3	3.3	4.6
6	Multan	14.7	0.0	-14.7	-0.2	-0.4	34.4	***	***	***	***	***	***	58.0	74.5	8.9	6.9
7	Khanpur	4.1	0.0	-4.1	-0.7	-0.6	34.6	***	36.6	36.9	36.9	36.7	35.3	55.0	76.9	***	6.7
8	Tandojam	19.7	0.0	-19.7	-1.4	0.2	31.8	***	38.2	***	35.0	***	33.9	70.0	51.4	10.8	5.5
9	Sakrand	4.3	0.0	-4.3	-1.5	1.5	34.0	45.8	39.3	39.3	37.9	37.5	***	58.0	74.5	8.3	6.7
10	Rohri	0.0	0.0	0.0	-1.5	-1.2	35.0	***	***	***	***	***	***	53.0	59.5	6.1	6.1
11	D.I Khan	27.3	0.0	-27.3	-0.2	2.5	34.0	37.4	37.3	36.5	***	25.7	***	65.0	38.6	4.9	4.8
12	Peshawar	14.0	1.3	-12.7	-2.3	-0.1	31.5	32.9	33.1	32.4	32.0	31.0	31.6	69.0	33.3	5.0	4.3
13	Usta M.	3.2	25.0	21.8	-0.9	0.0	35.4	***	***	***	***	***	***	59.0	0.0	6.5	6.9
14	Quetta	2.8	0.0	-2.8	0.1	0.2	29.1	38.2	36.5	31.8	31.7	30.8	28.6	41.0	63.6	5.1	5.6
15	Skardu	4.3	3.2	-1.1	-5.5	-10.6	26.0	***	***	***	***	***	***	32.0	86.5	1.5	4.8
16	Gilgit	1.3	0.7	-0.6	4.0	5.5	31.1	***	***	***	***	***	***	34.7	87.5	4.8	6.4

Table-1: Meteorological parameters for selected station of Pakistan. “Dep” in the table stands for difference from climatic normal, i.e. actual value minus normal. The climatic normally used in the Bulletin is extracted from the 2007 - 2016 observed data. ‘ETO’ stands for reference crop Evapotranspiration*** stands for data non-availability.

Graph at RAMCs during July 2025



Soil Temperature(°C)



* Faisalabad 50 cm and Tandojam 5cm Usta Muhammad 30 cm , 50 cm soil temperature data is is not available.

Past Weather (1st to 10th July 2025)

Rain-wind/thundershowers are expected in the country during the decade.

1.1 Punjab

Moderate to heavy rainfall was reported from the province. The decadal maximum and minimum temperatures were observed below normal by -1.0 and -0.6°C in the province. Whereas values of relative humidity, sunshine hours, wind speed & ETo were recorded 67%, 53.7hrs, 4.4km/hr and 5.0 mm/day respectively.

1.2 Sindh

Light rainfall was reported from the province. The decadal maximum temperature was observed below normal by -1.5°C and minimum temperature slightly above normal by 0.2°C in the province. Whereas values of relative humidity, sunshine hour, wind speed & ETo were recorded as 60%, 61.8 hours, 8.4km/hr, and 6.1 mm/day respectively.

1.3 Khyber Pakhtunkhwa

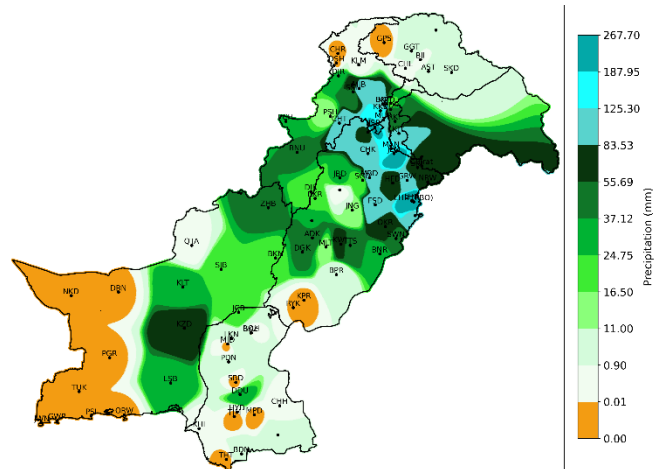
Light to moderate rainfall was reported from the province. The decadal maximum temperature was observed below normal by -1.2°C and minimum temperature above normal by 1.2°C in the province. Whereas values of relative humidity, sunshine hour, wind speed & ETo were recorded as 67%, 36.0hrs, 5.0km/hr and 4.6mm/day respectively.

1.4 Baluchistan

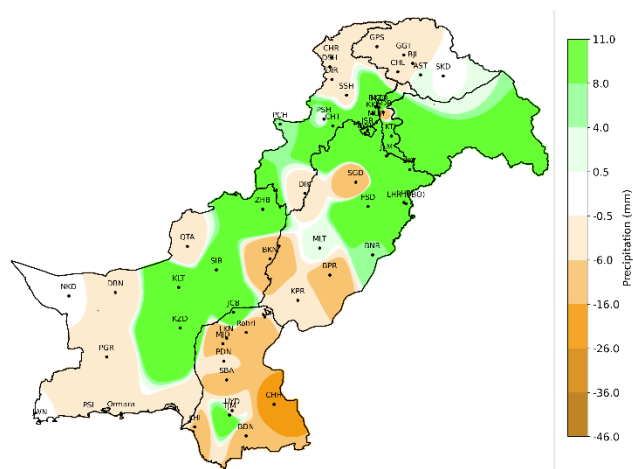
Light to moderate rainfall was reported from the province. The decadal maximum and minimum temperatures were observed below normal by -0.4°C and above normal by 0.1°C in the province. Whereas values of relative humidity, sunshine hour, wind speed & ETo were recorded as 50%, 31.8hrs, 5.8km/hr and 6.3mm/day respectively.

1.5 Gilgit-Baltistan and Azad Jammu & Kashmir.

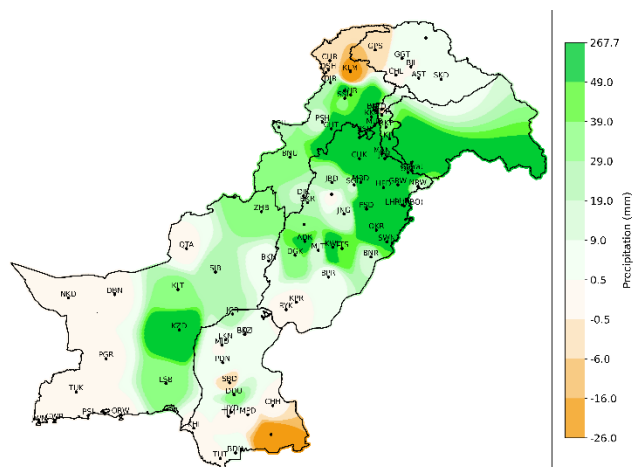
Light rainfall was reported from the Gilgit Baltistan and moderate to heavy rainfall from Kashmir. The decadal maximum temperature was observed below normal by -0.8°C and minimum temperature below normal -2.5 in the province. Whereas values of relative humidity, sunshine hour, wind speed & ETo were recorded as 33%, 87.0hrs, 3.2km/hr and 5.6mm/day respectively.



I. Actual rainfall



II. Departure of rainfall from Normal



III. Departure of rainfall from Previous Decade

Figure.1: Rainfall distribution during previous decade (mm)

(a) **Past Weather for Major Agricultural Plains**
(1st to 10th July 2025)

2.1 RAMC, Rawalpindi (Potohar region)

Rain was reported 147.6 mm during the decade; however, weather remained cloudy for 10 days. Average relative humidity recorded as 73%. Mean day temperature was 34.6°C while night temperature recorded as 22.6°C with 53.8 hours bright sunshine duration. Wind speed recorded as 3.5km/hr with mean wind direction *South Easterly*.
No crop reported from the station.

2.2 RAMC, Faisalabad (Central Punjab)

Rain was reported 61.1mm during the decade; however, weather remained partially cloudy for 10 days. Average relative humidity recorded as 68%. Mean day temperature was 37.2°C while night temperature recorded as 27.8°C with 53.0 hours bright sunshine duration. Wind speed recorded as 5.4km/hr with mean wind direction *South Easterly*.
Cotton: *Very good, Budding completed.*

2.3 RAMC, Tandojam (Lower Sindh)

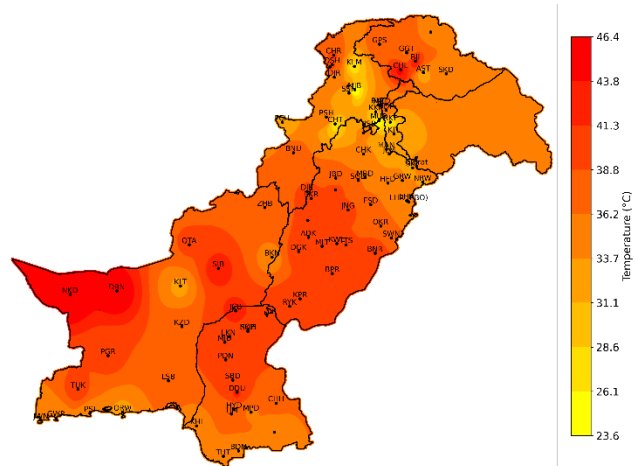
Dry weather was reported during the decade; however, weather remained partially cloudy for 10 days. Average relative humidity recorded as 70%. Mean day temperature was 36.4°C while night temperature recorded as 27.2°C with 51.4 hours bright sunshine duration. Wind speed recorded as 10.8 km/hr with mean wind direction *South South Westerly*.
Cotton (CRIS-682): *Good, Flowering.*

2.4 RAMC, Usta Muhammad (Eastern Baluchistan)

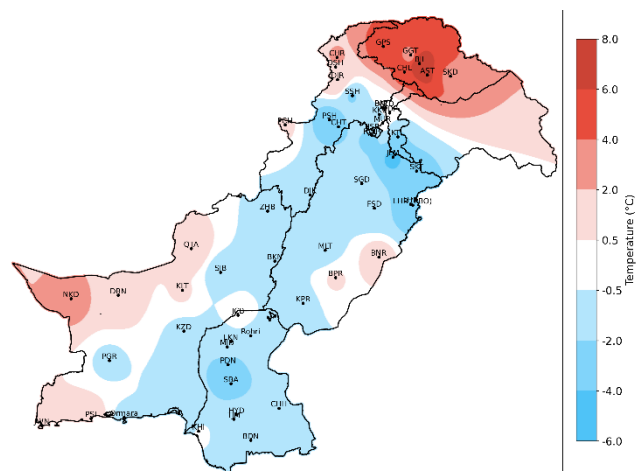
Rain was reported 25.0mm during the decade; however, weather remained partially cloudy for 08 days. Average relative humidity recorded as 59%. Mean day temperature was 41.7°C while night temperature recorded as 29.0°C. Wind speed recorded as 6.5 km/hr with mean wind direction *South Easterly*.
Rice: *Good, Germination.*

2.5 RAMC, Quetta (Northern Baluchistan)

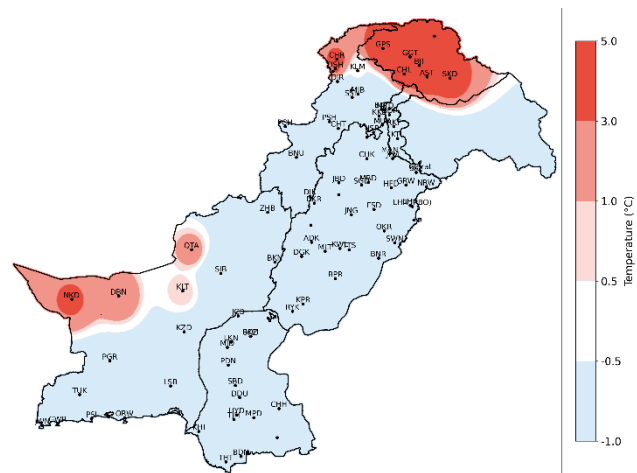
Dry weather was reported during the decade; however, weather remained partially cloudy for 09 days. Average relative humidity recorded as 41%. Mean day temperature was 36.4°C while night temperature recorded as 21.7°C with 63.6hours bright sunshine duration. Wind speed recorded as 5.1 km/hr with mean wind direction *Southerly*.



IV. Actual max-temperature



V. Departure of max-temperature from Normal



VI. Departure of max-temperature from Previous Decade

Figure.2: Maximum Temperature distribution during previous decade (°C)

2(b) Past Weather or Sub-Regional Agricultural Plains (1st to 10th July 2025)

2.6 Jhelum

Rain was reported 223.6mm during the decade; the weather remained partially cloudy for 10 days. Average relative humidity recorded as 81%. Mean day temperature was 32.9°C while night temperature was recorded as 24.8°C with 43.7 hours bright sunshine duration. Wind speed recorded as 3.3 km/hr with mean wind direction *Variable*.

2.7 Lahore

Rain was reported 240.7mm during the decade; however, weather remained partially cloudy for 10 days. Average relative humidity recorded as 68%. Mean day temperature was 34.4°C while night temperature recorded as 25.9°C with 26.8 hours bright sunshine duration. Wind speed recorded as 2.0 km/hr with mean wind direction *Variable*.

2.8 Sargodha

Rain was reported 18.0 mm during the decade; however, weather remained partially cloudy for 10 days. Average relative humidity recorded as 63%. Mean day temperature was 38.0°C while night temperature recorded as 28.3°C with 47.3 hours bright sunshine duration. Wind speed recorded as 3.3km/hr with mean wind direction *North Easterly*.

2.9 Multan

Rain was reported 6.0 mm during the decade; however, weather remained partially cloudy for 10 days. Average relative humidity recorded as 57%. Mean day temperature was 39.7°C while night temperature recorded as 30.5°C with 58.7 hours bright sunshine duration. Wind speed recorded as 8.9 km/hr with mean wind direction *South Westerly*.

2.10 Khanpur

Dry weather was reported during the decade; however, weather remained partially cloudy for 08 days. Average relative humidity recorded as 55%. Mean day temperature was 40.1°C while night temperature recorded as 29.0°C with 76.9 hours bright sunshine duration with mean wind direction *South Westerly*.

2.11 Sakrand

Dry weather was reported during the decade; however, weather remained partially cloudy for 06 day. Average relative humidity recorded as 58%. Mean day temperature was 39.0°C while night temperature recorded as 29.0°C with 74.5 hours bright sunshine duration. Wind speed recorded as 8.3 km/hr with mean direction *Southerly*.

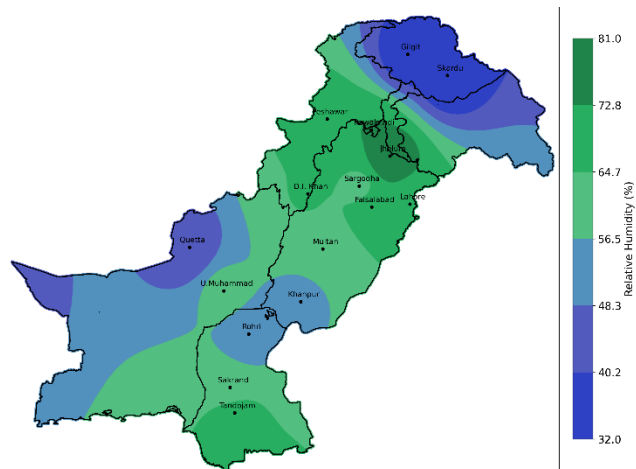


Figure.3: Relative Humidity in Percentage (%)

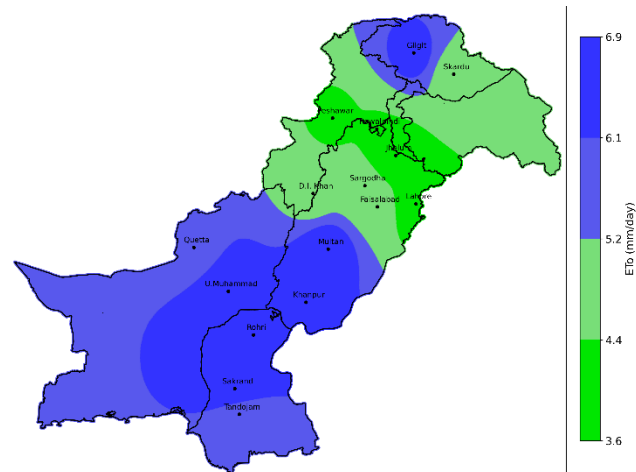


Figure.4: Reference Crop Evapotranspiration ETO (mm/day)

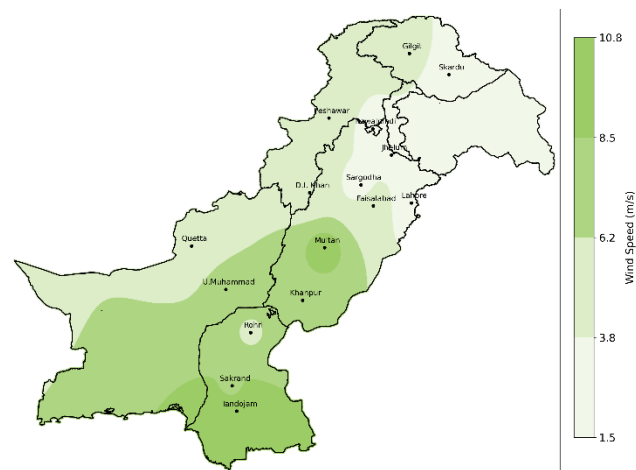


Figure 5: Wind Speed in kilometer per hour (km/h)

2.12 Rohri

Dry weather was reported during the decade; however, weather remained partially cloudy for 09 days. Average relative humidity recorded as 53%. Mean day temperature was 40.9°C while night temperature recorded as 29.1°C with 59.5 hours bright sunshine duration. Wind speed recorded as 6.1 km/hr with mean wind direction as *Southerly*.

2.13 D.I. Khan

Rain was reported as 18.0mm during the decade; however, weather remained partially cloudy for 08 days. Average relative humidity recorded as 65%. Mean day temperature was 38.9°C while night temperature recorded as 29.0°C with 38.6 hours bright sunshine duration. Wind speed recorded as 4.9 km/hr with mean wind direction as *South Easterly*.

2.14 Peshawar

Rain was reported as 1.3mm during the decade; however, weather remained partially cloudy for 10 days. Average relative humidity recorded as 69%. Mean day temperature was 35.9°C while night temperature recorded as 27.0°C with 33.3 hours bright sunshine duration. Wind speed recorded as 5.0 km/hr with mean wind direction as *North Easterly*.

2.15 Skardu

Rain was reported as 3.2mm during the decade; however, weather remained partially cloudy for 04 days. Average relative humidity recorded as 32%. Mean day temperature was 35.0°C while night temperature recorded as 17.0°C with 86.5 hours bright sunshine duration. Wind speed recorded as 1.5 km/hr with mean wind direction as *Norths Westerly*.

2.16 Gilgit

Rain was reported as 0.7 mm during the decade; however, weather remained partially cloudy for 09 days. Average relative humidity recorded as 35%. Mean day temperature was 40°C while night temperature recorded as 22.1°C with 87.5 hours bright sunshine duration. Wind speed recorded as 4.8 km/hr with mean wind direction as *South Easterly*.

Ten Days Weather Advisory for Farmers **(11th to 21st July 2025)**

3.1 Temperature Forecast

Normal mean temperature is likely over most parts of the county.

3.2 Wind Forecast

Generally, normal wind patterns may prevail in most of the agricultural plains of the country.

3.3 Rain Forecast**❖ Punjab:**

Rain-wind/thundershowers are expected in the province during the decade.

❖ Khyber Pakhtunkhwa:

Rain-wind/thundershowers are expected in the province during the decade.

❖ Sindh:

Mainly hot and humid weather is expected in most parts; however, rain-wind/thundershowers are likely in the province during mid of the decade.

❖ Baluchistan:

Mainly hot and humid weather is expected in most parts; however, rain-wind/thundershowers are likely in north/northeastern parts of the province from 11th to 18th July during the decade.

❖ Gilgit-Baltistan:

Rain-wind/thunderstorms are likely in Gilgit Baltistan during the decade.

❖ Kashmir:

Rain-wind/thundershowers are likely in Kashmir during the decade.

3.4 Advisory for Farmers

Farmers are advised to follow the weather forecast to proceed for any field activity.