

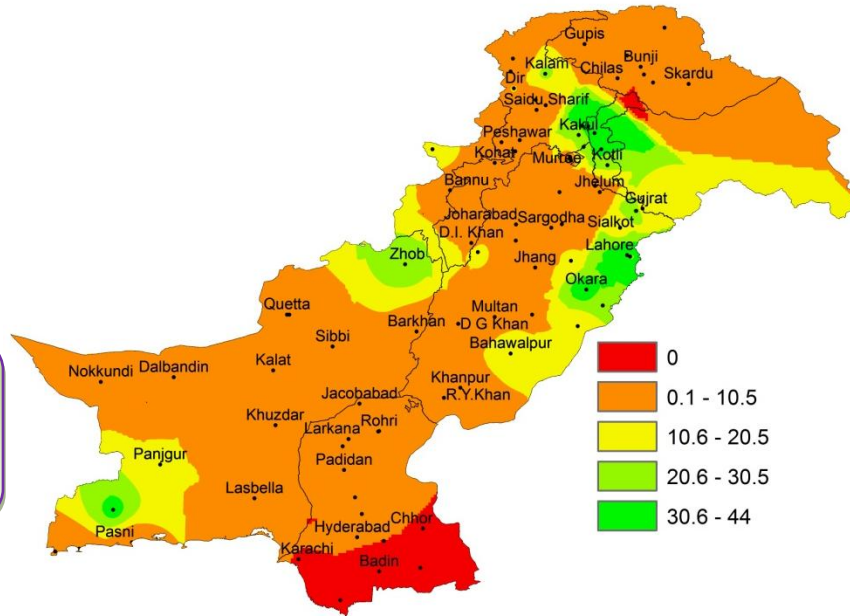
# Weekly Weather and Crop Bulletin for Pakistan

**NATIONAL AGROMET CENTRE  
PAKISTAN METEOROLOGICAL  
DEPARTMENT SECTOR H-8/2,  
ISLAMABAD.**

Phone: +92-51-9250592

Email: [info@namc.pmd.gov.pk](mailto:info@namc.pmd.gov.pk)

**Rainfall Distribution (mm) during the  
Previous Week (From 2<sup>nd</sup> to 8<sup>th</sup> February, 2015)**



## Contents

Highlights of past weather (General)	1-2
Past weather for Agri Plains	3-4
Crop progress	4
Min Temperature maps	5
R.H and GDD	6
Wind speed maps	7
Cloudiness maps	8
Farmers advisory	9
National data for selected stations	10-12

**Patron-in-Chief: Hazrat Mir (Director General)**  
**Chief Editor: Dr. Khalid Mahmood Malik (Director)**  
**Editor: Khalida Noureen (Meteorologist)**

## Highlights of Past Weather (From 2<sup>nd</sup> to 8<sup>th</sup> February, 2015)

Mainly normal day time temperature was reported from most parts of the country during the week.

Province wise distribution of rainfall reported as follows:

- Light to moderate rainfall was reported at many places in Punjab, Khyber Pakhtunkhwa, Gilgit-Baltistan & Kashmir regions, Sindh and Balochistan.

## Past Weather of Provinces (From 2<sup>nd</sup> to 8<sup>th</sup> February, 2015)

### Punjab

Light to moderate rainfall was reported at many places in Punjab during the week. Weekly maximum and minimum temperatures recorded 19.8°C & 7.2°C respectively. For the present season average 62.0 growing degree days accumulated by the end of last week. Average relative humidity recorded 79% and wind speed in the morning/evening 0.9/2.9Knots. During the previous week the highest amount of rainfall was recorded 44.0mm at Lahore & lowest minimum temperature was recorded -3.0°C at Murree.

### Sindh

Light to moderate rainfall was reported at many in Sindh during the week. Weekly maximum and minimum temperatures recorded 24.7°C & 10.6°C respectively. For the present season average 90.2 growing degree days accumulated by the end of last week. Average relative humidity recorded 64% and wind speed in the morning/evening recorded 1.6/4.1Knots. During the previous week the highest amount of rainfall was recorded 8.0mm at Sukkur & lowest minimum temperature was recorded 4.6°C at Dadu.

### Gilgit-Baltistan and Azad Jammu & Kashmir

Light to moderate rainfall was reported at many places in Gilgit-Baltistan & Kashmir regions during the week. Weekly maximum and minimum temperatures recorded 11.5°C & -0.6°C respectively. For the present season average 27.6 growing degree days accumulated by the end of last week. Average relative humidity recorded 62% and wind speed in the morning/evening recorded 1.1/1.3Knots. During the previous week the highest amount of rainfall was recorded 40.0mm at Garidopatta & lowest minimum recorded -9.1°C at Astore.

### Balochistan

Light to moderate rainfall was reported at many places in Balochistan during the week. Weekly maximum and minimum temperatures recorded 21.2°C & 8.0°C respectively. For the present season average 70.1 growing degree days accumulated by the end of last week. Average relative humidity recorded 56% and wind speed in the morning/evening recorded 1.9/4.3Knots. During the previous week the highest amount of rainfall was recorded 34.0mm at Turbat & lowest minimum temperature recorded -4.0°C at Kalat.

### Khyber Pakhtunkhwa

Light to moderate rainfall was reported at many places in Khyber Pakhtunkhwa during the week. Weekly maximum and minimum temperatures recorded 13.8°C & 1.2°C respectively. For the present season average 30.5 growing degree days accumulated by the end of last week. Average relative humidity recorded 67% and wind speed in the morning/evening recorded 0.7/1.7Knots. During the previous week the highest amount of rainfall was recorded 32.0mm at Balakot & lowest minimum temperature recorded -10.0°C at Parachinar.

**Past Weather for Major Agricultural Plains  
(From 2<sup>nd</sup> to 8<sup>th</sup> February, 2015)****Rawalpindi (Potohar region)**

Rainfall reported as 13.7mm during the week; however cloudiness in the morning/evening recorded 3.8/3.7Oktas while, average relative humidity observed 63.1%.Mean night time temperature recorded 5.8°C &for the present season 54.6 growing degree days accumulated by the end of last week. Wind speed recorded in the morning/evening as 0.2/0.5Knots.

**Faisalabad (Central Punjab)**

Rainfall reported as 15.0mm was reported during the week; however cloudiness in the morning/evening recorded 3.4/3.3Oktas while average relative humidity observed as 69%.Mean night time temperature recorded 8.4°C &for the present season 67.6 growing degree days accumulated by the end of last week. Wind speed recorded in the morning/evening as 0.4/1.1Knots.

**Quetta (Northern Balochistan)**

Rainfall reported as 5.8mm was reported during the week; however cloudiness in the morning/evening recorded 3.0/3.3Oktas while, average relative humidity observed as 69%.Mean night time temperature recorded 8.4°C for the present season 67.4 growing degree days accumulated by the end of last week. Wind speed recorded in the morning/evening as 0.4/1.1Knots.

**Usta Muhammad (Eastern Balochistan)**

Rainfall reported as 1.0mm was reported during the week; however cloudiness in the morning/evening recorded 6.0/2.3Oktas while, average relative humidity observed as 64%.Mean night time temperature recorded 9.2°C&for the present season 77.4 growing degree days accumulated by the end of last week. Wind speed recorded in the morning/evening as 0.0/0.1Knots.

**Tandojam (Lower Singh)**

Dry weather was reported during the week; however cloudiness in the morning/evening recorded 0.6/0.0 Oktas while average relative humidity observed as 65%.Mean night time temperature recorded 9.8°C &for the present season 91.3 growing degree days accumulated by the end of last week. Wind speed recorded in the morning/evening 1.4/1.2Knots.

**Past Weather for Sub-Regional Agricultural  
Plains (From 2<sup>nd</sup> to 8<sup>th</sup> February, 2015)****Multan**

Rainfall 5.1mm was reported during the week; however cloudiness in the morning/evening recorded 3.3/3.1Oktas while, average relative humidity observed as 76%.Mean night time temperature recorded 8.9°C&for the present season 67.1 growing degree days accumulated by the end of last week. Wind speed recorded in the morning/evening as 1.1/7.1Knots.

**Rohri**

Rainfall 7.0mm was reported during the week; however cloudiness in the morning/evening recorded 5.1/3.7Oktas while, average relative humidity observed as 67%.Mean night time temperature recorded 12.1°C&for the present season 87.0growing degree days accumulated by the end of last week. Wind speed recorded in the morning/evening as 0.9/2.3Knots.

**Lahore**

Rainfall reported as 27.1mm during the week; however cloudiness in the morning/evening recorded 5.1/3.7Oktas while, average relative humidity observed as 69%.Mean night time temperature recorded 9.4°C&for the present season 86.1 growing degree days accumulated by the end of last week. Wind speed recorded in the morning/evening as 2.0/3.4Knots.

**Zhob**

Rainfall reported as 27.0mm during the week; however cloudiness in the morning/evening recorded 2.9/4.0Oktas while, average relative humidity observed as 66%.Mean night time temperature recorded 0.9°C&for the present season 23.0 growing degree days accumulated by the end of last week. Wind speed recorded in the morning/evening as 5.0/5.0Knots.

**D.I. Khan**

Rainfall reported as 1.2mm during the week; however cloudiness in the morning/evening recorded 3.9/2.7Oktas while, average relative humidity observed as 75%.Mean night time temperature recorded 10.7°C&for the present season 55.1 growing degree days accumulated by the end of last week. Wind speed recorded in the morning/evening as 0.6/1.4Knots.

**Peshawar**

Rainfall reported as 1.0mm during the week; however cloudiness in the morning/evening recorded 2.7/4.7Oktas while, average relative humidity observed as 68%.Mean night time temperature recorded 5.9°C &for the present season 52.8 growing degree days accumulated by the end of last week. Wind speed recorded in the morning/evening as 0.3/1.4Knots.

**Murree**

Rainfall reported as 26.0mm during the week; however cloudiness in the morning/evening recorded 4.0/5.7Oktas while, average relative humidity observed as 70%.Mean night time temperature recorded -1.1°C by the end of last week. Wind speed recorded in the morning/evening as 1.1/0.3Knots.

**Kalam**

Rainfall reported as 22.0mm during the week; however cloudiness in the morning/evening recorded 4.4/4.7Oktas while, average relative humidity observed as 78%.Mean night time temperature recorded -7.1°C by the end of last week. Wind speed recorded in the morning/evening as 0.0/0.0Knots.

**Gilgit**

Rainfall reported as 0.1mm during the week; however cloudiness in the morning/evening recorded 4.7/4.4Oktas while, average relative humidity observed as 64%.Mean night time temperature recorded -2.4°C&for the present season 0.3 growing degree days accumulated by the end of last week. Wind speed recorded in the morning/evening 0.0/0.0Knots.

**Skardu**

Rainfall reported as 6.0mm during the week; however cloudiness in the morning/evening recorded 6.4/4.7Oktas while, average relative humidity observed as 68%.Mean night time temperature recorded -5.4°C by the end of last week. Wind speed recorded in the morning/evening 0.0/0.0 Knots.

**Crop Situation for Major Agricultural Plains  
(Based on Data from Regional Agromet Centers)****Potohar Region (Rawalpindi)**

There is presently one crop (irrigated condition) grown in the fields RAMC Rawalpindi.

*Wheat Chakwal 97:* Poor condition at *Nine Leaf* stage.

**Central Punjab (Faisalabad)**

There is presently one crop (irrigated condition) grown in the fields RAMC Faisalabad.

*Wheat:* Good condition at *Shooting* completed.

**Lower Sindh (Tandojam)**

There is presently one crop (irrigated condition) grown in the fields of RAMC Tandojam.

*Wheat TJ 83:* Good condition at *Flowering* stage.

**Northern Balochistan (Quetta)**

There is presently one crop in the fields of RAMC Quetta.

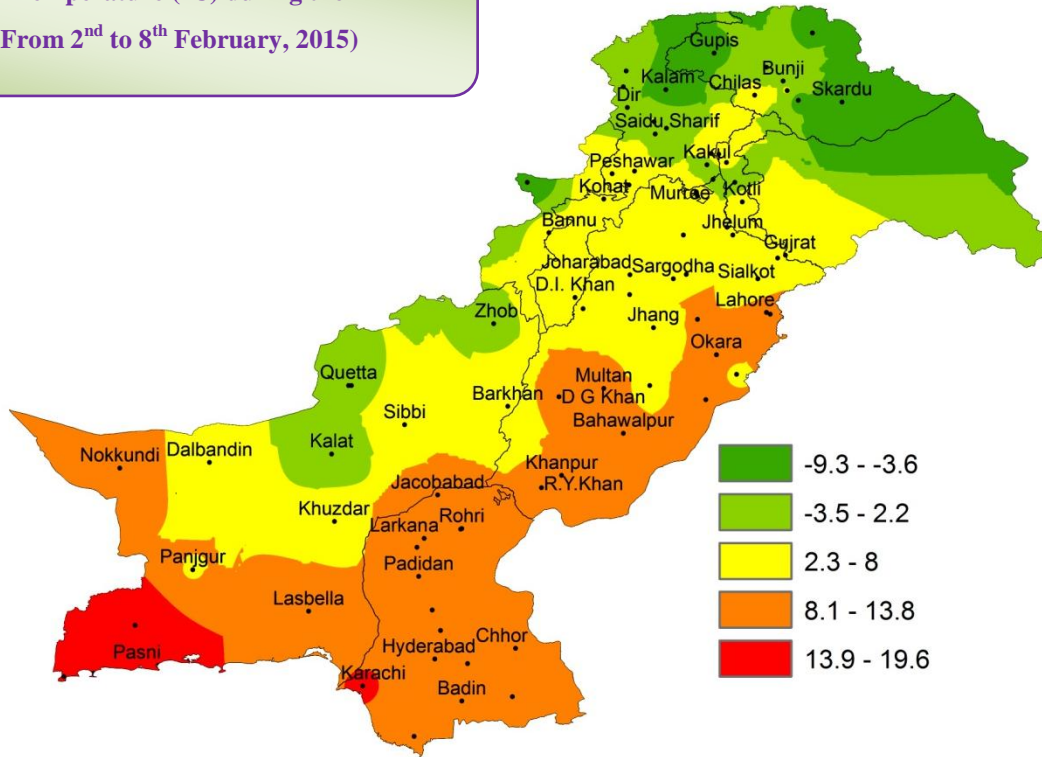
*Wheat:* Good condition at *Third leaf* stage.

**Eastern Balochistan (Usta Muhammad)**

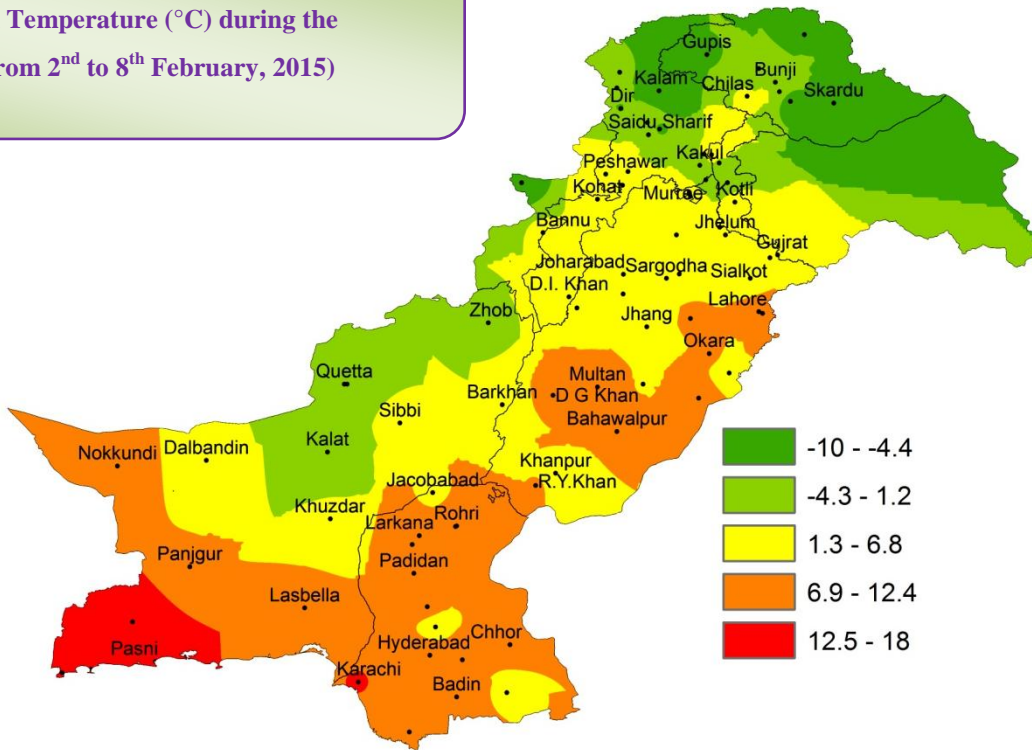
There is presently one crop grown in the fields of RAMC Usta Muhammad.

*Wheat:* Good condition at *shooting* almost completed.

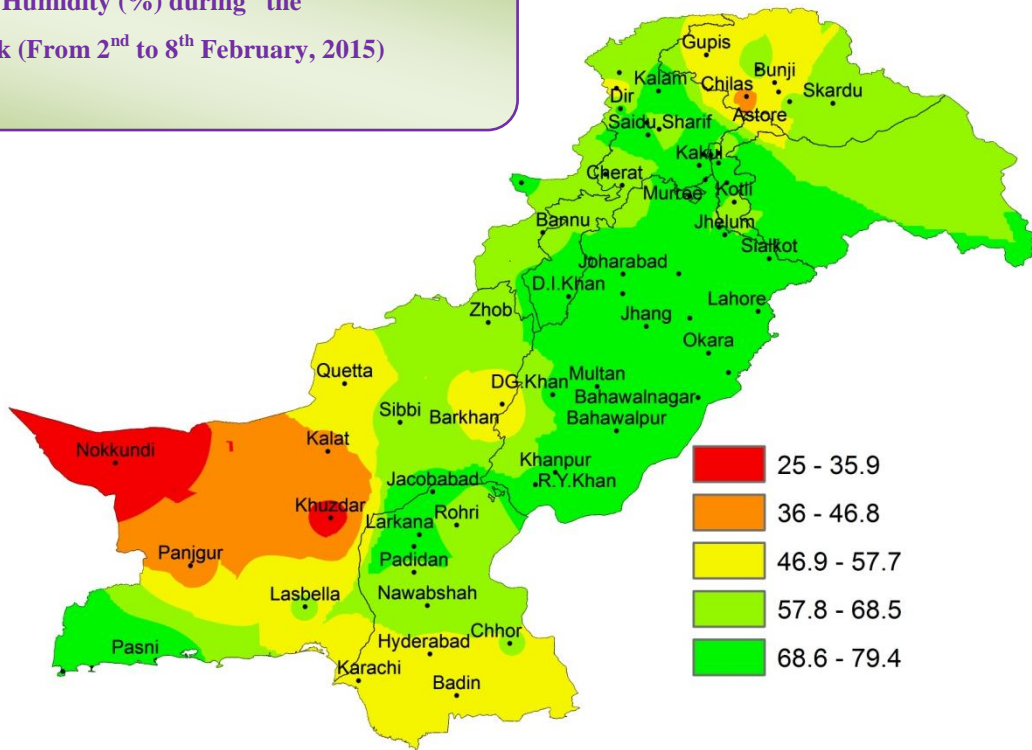
Mean Minimum Temperature (°C) during the Previous week (From 2<sup>nd</sup> to 8<sup>th</sup> February, 2015)



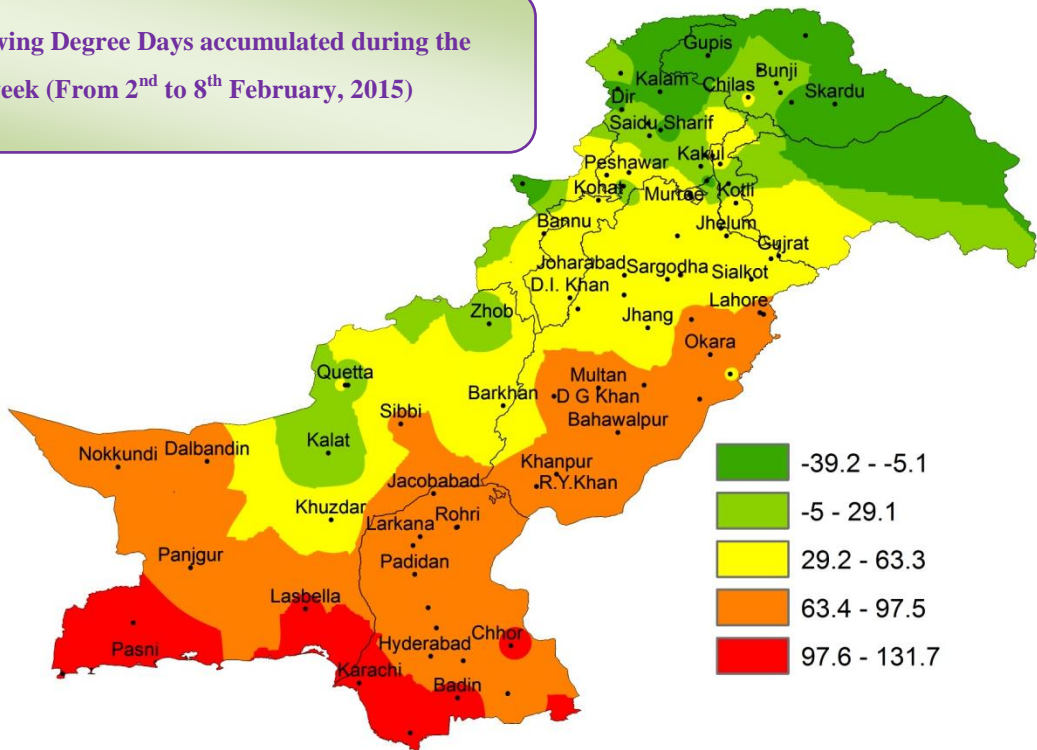
Lowest Minimum Temperature (°C) during the Previous week (From 2<sup>nd</sup> to 8<sup>th</sup> February, 2015)



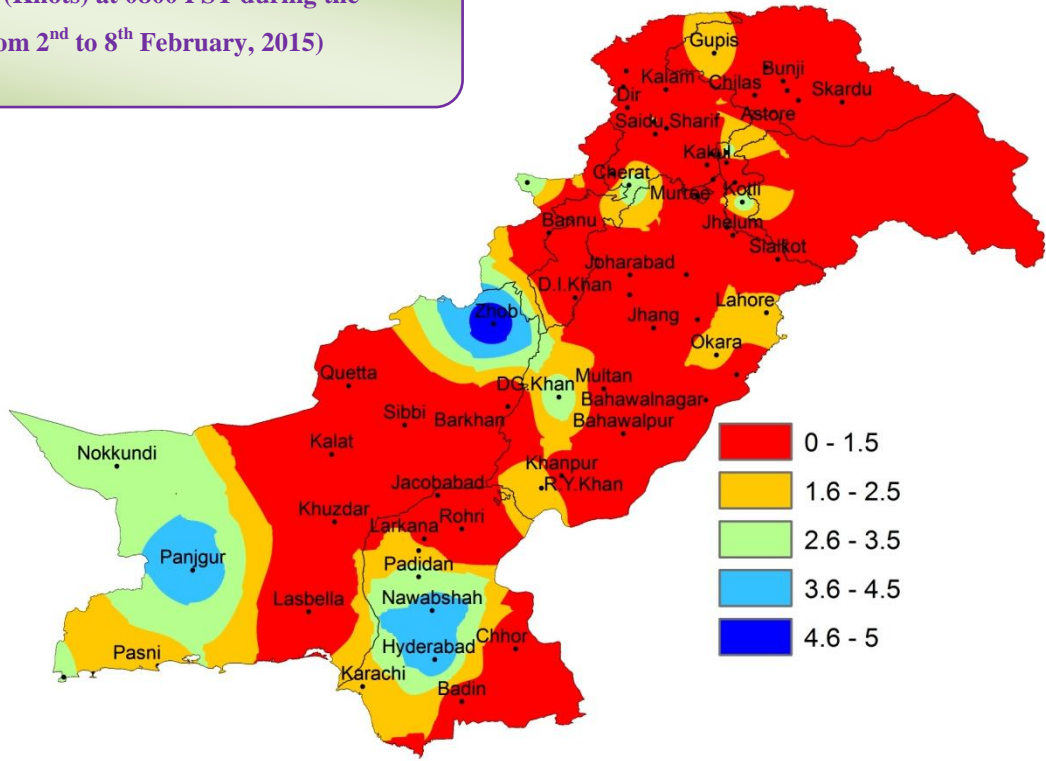
Mean Relative Humidity (%) during the Previous week (From 2<sup>nd</sup> to 8<sup>th</sup> February, 2015)



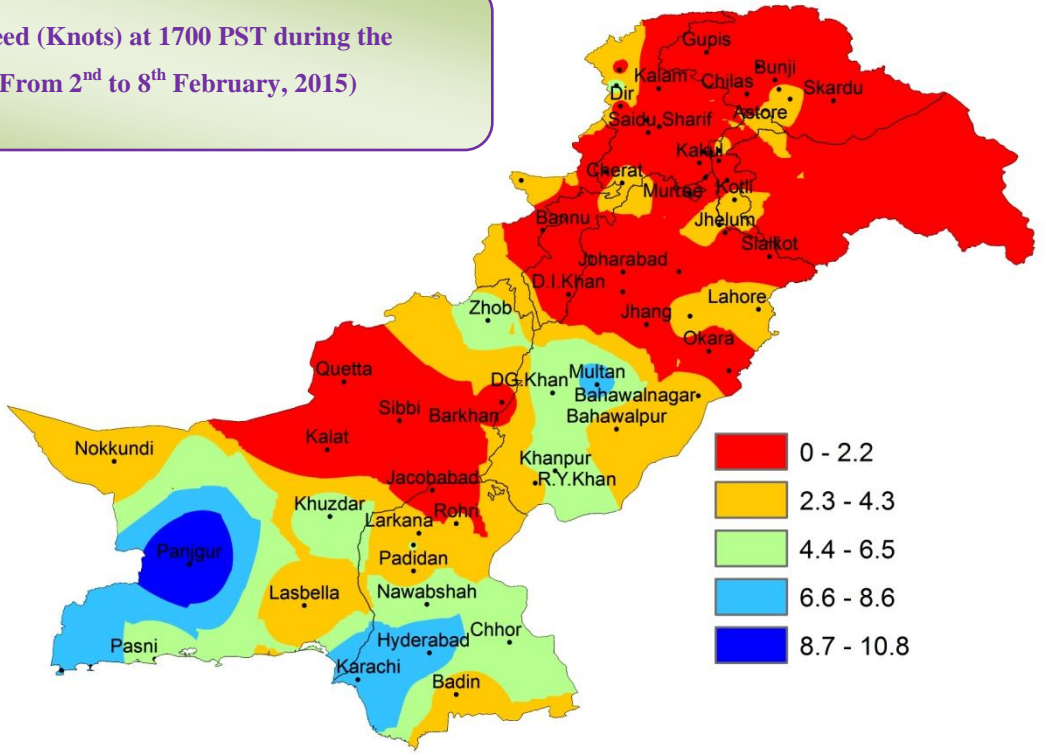
Total Growing Degree Days accumulated during the Previous week (From 2<sup>nd</sup> to 8<sup>th</sup> February, 2015)



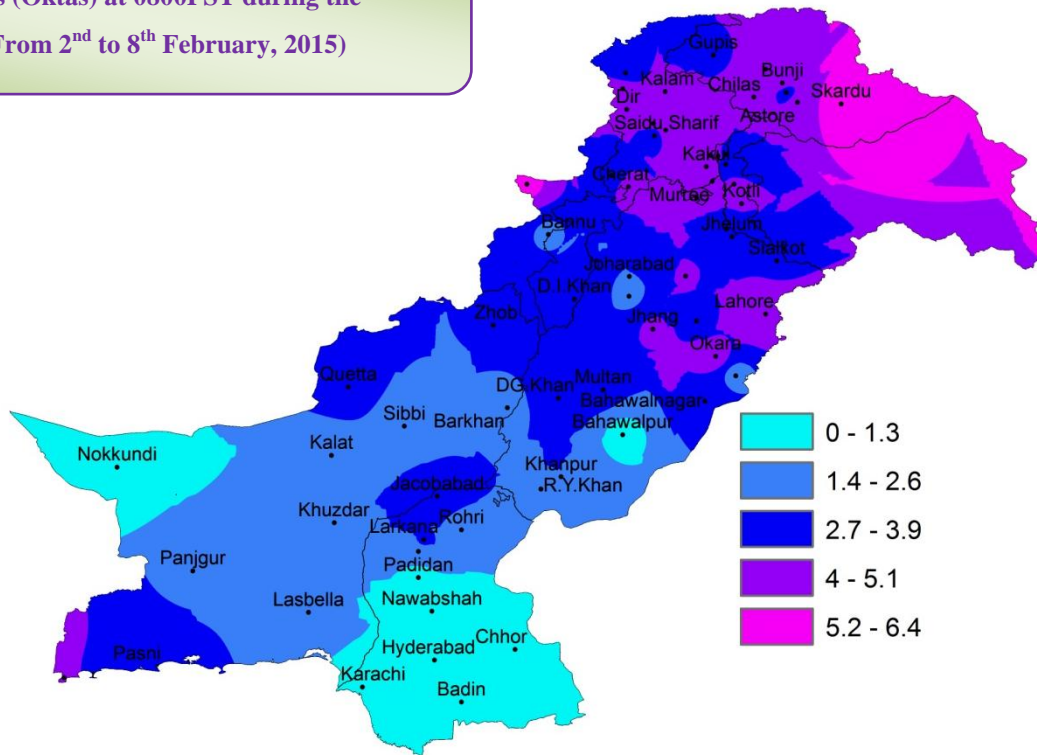
Mean Wind Speed (Knots) at 0800 PST during the Previous week (From 2<sup>nd</sup> to 8<sup>th</sup> February, 2015)



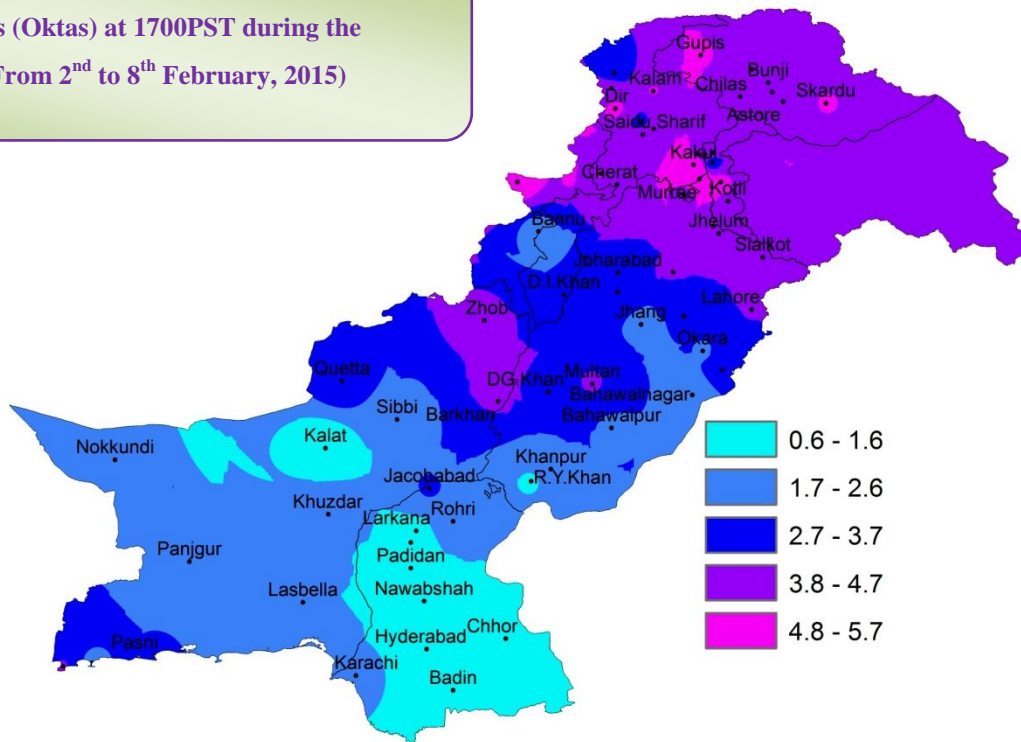
Mean Wind Speed (Knots) at 1700 PST during the Previous week (From 2<sup>nd</sup> to 8<sup>th</sup> February, 2015)



Mean Cloudiness (Oktas) at 0800PST during the Previous week (From 2<sup>nd</sup> to 8<sup>th</sup> February, 2015)



Mean Cloudiness (Oktas) at 1700PST during the Previous week (From 2<sup>nd</sup> to 8<sup>th</sup> February, 2015)





**Weekly Weather Advisory for Farmers**  
**(From 9<sup>th</sup> to 14<sup>th</sup> February, 2015)**

Western disturbance is affecting Kashmir and adjoining areas.

**MONDAY**  
**09-02-2015**

Mainly cold and dry weather is expected in most parts of the country. However light rain/snow is expected at few places of Quetta division during night.

**TUESDAY**  
**10-02-201**

Mainly cold and dry weather is expected in most parts of the country.

**WEDNESDAY**  
**11-02-2015**

Mainly cold and dry weather is expected in most parts of the country.

**THURSDAY**  
**12-02-2015**

Mainly cold and dry weather is expected in most parts of the country.

**FRIDAY**  
**13-02-2015**

Mainly cold and dry weather is expected in most parts of the country.

**SATURDAY**  
**14-02-2015**

Mainly cold and dry weather is expected in most parts of the country.

**Advises for Crops**

- Farmers of irrigated areas are advised to irrigate wheat crop due to expected dry weather. First irrigation should be given after 20 – 24 days after cultivation.
- Farmers should in time precautionary measures to protect orchards and other sensitive standing crops from frost especially in plain areas.

**National Weather Data of Selected Cities****(Weekly Data From 2<sup>nd</sup> to 8<sup>th</sup> February, 2015)**

Stations	Minimum/Night time Temperature (°C)		Growing Deg. Days	Relative Humidity (%)	Rainfall (mm)	Cloudiness (Oktas) 0800PST	Cloudiness (Oktas) 1700PST	Wind Speed (Knots) 0800PS T	Wind Speed (Knots) 1700PST
	Mean	Lowest							
Astore	-6.1	-9.1	***	60	0.0	4.7	4.6	0.6	2.3
Badin	12.9	12.0	104.0	56	0.0	0.6	0.6	0.9	2.9
Bahawalnagar	9.1	7.5	71.8	79	11.0	3.9	2.1	0.9	2.9
Bahawalpur	8.3	7.2	67.9	70	18.0	0.7	2.4	0.0	2.6
Balakot	2.9	1.4	27.3	71	32.0	4.9	4.4	0.0	0.3
Bannu	4.3	2.4	44.6	66	2.0	2.3	2.1	0.0	1.1
Barkhan	3.1	1.5	31.5	49	5.0	2.0	3.7	0.3	1.4
Bunji	1.9	0.6	14.4	46	0.3	4.9	4.3	0.9	0.0
Cherat	2.8	2.0	13.0	63	0.0	4.6	4.1	3.4	3.1
Chhor	9.4	8.0	99.1	58	0.0	0.1	0.6	0.6	4.6
Chilas	4.1	2.0	30.7	45	0.0	5.1	4.6	0.6	1.7
Chitral	-1.0	-3.5	0.0	63	1.0	2.7	2.7	0.9	1.7
D.I.Khan	10.7	9.3	55.1	75	1.2	3.9	2.7	0.6	1.4
DG.Khan	5.8	4.5	74.3	70	9.0	3.7	3.6	3.1	5.7
Dir	-2.6	-4.5	***	70	11.0	4.4	4.9	0.0	1.7
Drosh	-2.7	-3.4	-8.6	51	1.1	5.0	4.4	0.0	5.4
Faisalabad	8.4	6.1	67.6	69	15.0	3.4	3.3	0.4	1.1
Garidopatta	3.1	1.0	34.5	72	40.0	3.1	3.1	0.0	0.0
Gawader	17.3	16.0	121.8	76	2.0	3.3	2.4	2.0	8.4
Gilgit	-2.4	-4.5	0.3	64	0.1	4.7	4.4	0.0	0.0
Gupis	-4.6	-5.0	***	51	0.0	3.4	4.7	2.3	1.7

Hyderabad	11.9	9.5	95.4	54	0.0	0.9	1.0	4.0	8.0
Islamabad	5.1	2.5	45.9	77	8.0	4.1	4.3	0.0	1.4
Jacobabad	8.4	6.0	74.0	70	0.1	3.4	2.7	0.3	0.9
Jhang	6.1	5.0	58.9	79	2.0	4.1	2.3	0.3	1.4
Jhelum	6.3	4.4	60.4	69	3.1	2.9	4.4	0.3	1.1
Jiwani	15.1	14.0	107.8	71	5.0	5.0	3.7	2.9	8.0
Joharabad	6.8	4.4	61.7	76	3.0	2.6	3.6	0.0	0.0
Kakul	1.2	-1.0	14.3	75	21.0	5.1	5.7	0.0	0.3
Kalam	-7.1	-9.5	***	78	22.0	4.4	4.7	0.0	0.0
Kalat	-1.5	-4.0	3.3	44	0.0	1.6	0.6	0.0	0.3
Karachi	14.0	12.5	110.6	49	0.0	0.9	2.0	2.0	8.6
Khanpur	8.2	6.0	71.1	69	0.0	2.6	2.6	0.9	6.3
Khuzdar	5.5	2.0	49.5	34	8.0	2.1	2.6	0.9	5.7
Kotli	6.5	4.9	52.1	67	22.0	4.0	4.4	3.1	3.0
Lahore	9.4	8.2	68.1	69	27.1	5.1	3.7	2.0	3.4
Larkana	11.2	9.9	90.2	69	6.0	2.7	1.6	1.1	2.3
Lasbella	10.4	9.5	99.0	58	0.1	2.0	1.7	0.3	2.3
Lower Dir	2.5	1.5	24.5	69	3.0	4.1	3.4	1.7	2.0
M.B Din	8.0	6.5	64.2	72	2.0	4.0	3.7	1.1	1.4
Malam Jabba	-3.1	-6.0	***	65	10.0	4.7	4.3	0.0	0.0
Mangla	6.7	5.0	57.6	69	8.0	3.6	4.7	0.0	3.7
Moinjodaro	10.1	8.5	84.1	71	7.0	2.4	0.9	1.7	4.6
Multan	8.9	8.5	67.1	76	5.1	3.3	3.7	1.1	7.1
Murree	-1.1	-3.0	***	70	26.0	4.0	5.7	1.1	0.3
Muzaffarabad	3.3	2.0	34.0	74	40.0	4.6	4.4	0.0	0.7
Nokkundi	9.9	8.5	84.3	25	0.1	0.0	1.7	2.9	3.1

Noorpurthal	7.5	6.0	60.8	76	3.0	2.3	3.4	0.0	0.3
Okara	9.1	7.0	68.1	77	38.0	4.7	2.6	2.0	1.4
Padidan	9.9	8.0	80.8	67	0.0	0.3	0.9	3.4	3.4
Panjgur	7.7	7.0	64.0	44	13.0	2.3	2.0	4.0	10.9
Parachinar	-9.4	-10.0	***	69	20.0	5.6	5.6	3.0	3.4
Pasni	15.8	14.0	111.0	75	0.0	3.1	2.7	2.3	4.6
Peshawar	5.9	4.5	52.8	68	1.0	2.7	4.7	0.3	1.4
Quetta	1.4	-2.0	19.0	44	5.8	3.0	3.3	1.5	2.9
R.Y.Khan	9.4	7.0	77.6	70	0.1	2.4	1.4	2.3	3.7
Rawalakot	-1.6	-4.0	***	75	35.0	4.0	5.0	0.3	1.1
Rohri	12.1	9.5	87.0	67	7.0	2.0	2.3	0.9	2.3
Rawalpindi	5.8	4.5	54.6	63	13.7	3.8	3.7	0.2	0.5
Sahiwal	7.7	6.2	62.8	76	21.0	1.9	3.0	0.6	1.7
Saidu Sharif	2.1	0.3	22.7	72	8.0	3.3	3.9	0.0	0.0
Sialkot	6.3	4.8	54.5	75	33.1	3.6	4.1	0.3	0.9
Sibbi	6.4	4.0	67.3	63	2.0	1.4	2.0	0.0	0.6
Skardu	-5.4	-7.8	***	68	6.0	6.4	4.7	0.0	0.0
Tandojam	9.8	8.0	91.3	65	0.0	0.6	0.0	1.4	1.2
Usta.M	9.2	6.0	77.4	64	1.0	6.0	2.3	0.0	0.1
Zhob	0.9	-1.0	23.0	66	27.0	2.9	4.0	5.0	5.0

\*\*\* Shows the data is not available.