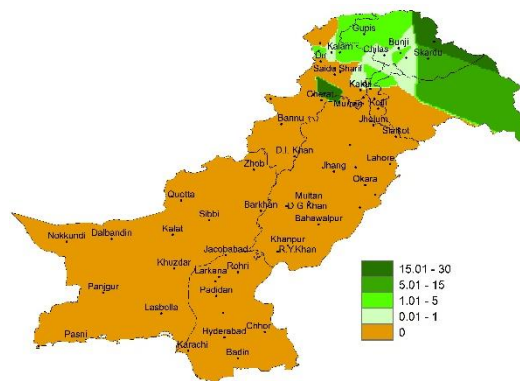


# Weekly Weather and Crop Bulletin for Pakistan

**NATIONAL AGROMET CENTRE  
PAKISTAN METEOROLOGICAL  
DEPARTMENT SECTOR H-8/2,  
ISLAMABAD**

**Phone: +92-51-9250299**

**Email: [dirnamc@yahoo.com](mailto:dirnamc@yahoo.com)**



**Rainfall Distribution (mm) during the Previous Week (02<sup>nd</sup> October 2023 – 08<sup>th</sup> October 2023)**

## Highlights of Past Weather (02<sup>nd</sup> October 2023 – 08<sup>th</sup> October 2023)

- Light rain was reported from the scattered places of Gilgit-Baltistan, Kashmir and KPK Provinces.
- Dry weather was reported from Punjab, Sindh and Baluchistan provinces.
- Above-normal mean temperatures were observed in most parts of the country.

### Contents

Highlights of past weather	1-2
Past weather for Agri Plains	3-4
Crop progress	4
Agrometeorological parameters	
• Temperature	5
• R.H and GDD	6
• Wind speed	7
• Cloudiness	8
Comparison of temperatures for RAMCs during the previous week	9
Advisory for Farmers	10
Weather Outlook	10
National data for selected stations	11

**Patron-in-Chief: Mahr Sahibzad Khan (Director General)**

**Editor-in-Chief: Asma Jawad Hashmi (Director)**

**Editor: Dr. Tariq Mahmood (Meteorologist)**

**Past Weather of Provinces (02<sup>nd</sup> October 2023 – 08<sup>th</sup> October 2023)****Punjab**

Dry weather was reported from the Punjab province. Weekly maximum and minimum temperatures recorded as 35.6°C & 20.2°C respectively. For the recent week on average 160.3 growing degree days were accumulated. Average relative humidity recorded as 54% and wind speed in the morning/evening recorded as 1.7/2.0 Knots. The highest Maximum temperature was recorded as 40.0°C at Bhakkar. Highest precipitation recorded as 0.01 mm from Kamra and Rawalpindi.

**Baluchistan**

Dry weather was reported from Baluchistan province. Weekly maximum and minimum temperatures recorded as 35.0°C & 18.2°C respectively. For the recent week on average 151.3 growing degree days were accumulated. Average relative humidity recorded 45% and wind speed in the morning/evening recorded as 4.2/6.0 Knots. Highest Maximum temperature recorded as 45.0°C at Turbat.

**Khyber Pakhtunkhwa**

Light rain was reported from the scattered places of KPK. Weekly maximum and minimum temperatures recorded as 31.1 °C & 14.2°C respectively. For the recent week on average 123.6 growing degree days were accumulated. Average relative humidity recorded as 57% and wind speed in the morning/evening recorded as 1.2/2.1 Knots. During the previous week the highest maximum temperature recorded as 38.5°C at Dera Ismail Khan.

**Sindh**

Dry weather is reported from Sindh province. Weekly maximum and minimum temperatures recorded as 37.1°C & 23.6°C respectively. For the recent week, on average 177.5 growing degree days were accumulated. Average relative humidity recorded as 59% and wind speed in the morning/evening recorded as 3.5/3.7 Knots. During

the previous week the highest maximum temperature recorded as 42.0°C at Dadu.

**Gilgit-Baltistan and Azad Jammu & Kashmir**

Light rain was reported from the scattered places of Gilgit Baltistan and Kashmir. Weekly maximum and minimum temperatures recorded as 27.0°C & 11.9°C respectively. For the recent week on average 100.5 growing degree days were accumulated. Average relative humidity recorded as 56% and wind speed in the morning/evening recorded as 3.5/3.7 Knots. During the previous week the highest precipitation was recorded as 16.0 mm at Bagrote while the highest maximum temperature recorded as 36.0°C at Garhi Dopatta.

**Past Weather for Major Agricultural Plains (02<sup>nd</sup> October 2023 – 08<sup>th</sup> October 2023)****Rawalpindi (Potohar region)**

Rainfall reported as 0.01 (trace)mm from Rawalpindi during the week; however, cloudiness in the morning/evening recorded as 0.6/0.0 Oktas while, average relative humidity observed as 59%. Mean day time temperature was recorded as 34.7°C and for the recent week 142.1 growing degree days were accumulated. Wind speed recorded in the morning/evening as 0.0/0.3 Knots. The highest maximum temperature was recorded as 36.0°C.

**Faisalabad (Central Punjab)**

Dry weather reported from Faisalabad during the week; however, cloudiness in the morning/evening recorded as 0.0/1.7 Oktas while, average relative humidity observed as 65%. Mean day time temperature recorded as 36.1°C & for the recent week 164.8 growing degree days accumulated. Wind speed recorded in the morning/evening as 0.6/0.8 Knots. Highest maximum temperature was recorded as 36.5°C.

**Tandojam (Lower Sindh)**

Dry weather reported from Tandojam during the week; however, cloudiness in the morning/evening recorded as 1.0/0.0 Oktas while average relative humidity observed as 66%. Mean day time temperature recorded as 36.1°C & for the recent week 172.6 growing degree days accumulated. Wind speed recorded in the morning/evening as

1.8/2.9 Knots. Highest maximum temperature was recorded as 39.0°C.

#### **Usta Muhammad (Eastern Baluchistan)**

Dry weather reported from Usta Muhammad during the week; however, clear sky has been observed, average relative humidity observed as 62%. Mean day time temperature recorded as 37.1°C & for the recent week 171.3 growing degree days accumulated. Wind speed recorded in the morning/evening as 1.1/2.8 Knots. Highest maximum temperature was recorded as 38.0°C.

#### **Quetta (Northern Baluchistan)**

Dry weather reported from Quetta during the week; however, clear sky has been observed, average relative humidity observed as 20%. Mean day time temperature recorded as 28.4°C & for the recent week 106.1 growing degree days accumulated. Wind speed recorded in the morning/evening as 2.5/4.1 Knots. Highest maximum temperature was recorded as 31.5°C.

#### **Past Weather for Sub-Regional Agricultural Plains (02<sup>nd</sup> October 2023 – 08<sup>th</sup> October 2023)**

#### **Multan**

Dry weather reported from Multan as 0.01 during the week; however, cloudiness in the morning/evening recorded as 0.0/0.1 Oktas. Average relative humidity observed as 53%. Mean day time temperature recorded as 36.5°C & for the recent week 167.3 growing degree days accumulated. Wind speed recorded in the morning/evening as 3.1/3.4Knots.

#### **Lahore**

Dry weather reported from Lahore during the week; however, cloudiness in the morning/evening recorded as 0.0/0.4 Oktas, average relative humidity observed as 59%. Mean day time temperature recorded as 34.3°C & for the recent week 159.9 growing degree days accumulated. Wind speed recorded in the morning/evening as 0.3/2.3 Knots.

#### **Zhob**

Dry weather reported from Zhob during the week; however, clear sky has been observed while, average relative humidity observed as 33%. Mean day time temperature recorded as 32.3°C & for the recent week 138.5 growing degree days accumulated. Wind speed recorded in the morning/evening as 2.7/5.9 Knots.

#### **Murree**

Dry weather reported from Murree during the week; however, cloudiness in the morning/evening recorded as 0.0/0.1 Oktas while, average relative humidity observed as 50%. Mean day time temperature recorded as 23.5°C & for the recent week 92.2 growing degree days accumulated. Wind speed recorded in the morning/evening as 1.7/0.29 Knots.

#### **D.I. Khan**

Dry weather reported from DI Khan during the week; however, clear sky has been observed while average relative humidity observed as 57%. Mean day time temperature recorded as 37.5°C & for the recent week 170.8 growing degree days accumulated. Wind speed recorded in the morning/evening as 1.1/1.1 Knots.

#### **Peshawar**

Dry weather reported from Peshawar during the week; however, cloudiness in the morning/evening recorded as 0.0/1.1 Oktas while, average relative humidity observed as 63%. Mean day time temperature recorded as 35.1°C & for the recent week 149.5 growing degree days accumulated. Wind speed recorded in the morning/evening as 0.0/0.9 Knots.

#### **Kalam**

Rainfall reported as 2.0 mm from Kalam during the week; however, cloudiness in the morning/evening recorded as 0.7/4.4 Oktas while, average relative humidity observed as 57.6%. Mean day time temperature recorded as 23.2°C & for the recent week 59.5 growing degree days accumulated. Calm wind reported in the morning/evening times.

#### **Gilgit**

Rainfall reported as 3.5 mm (trace) from Gilgit during the week, cloudiness in the morning/evening recorded as 1.9/4.6 Oktas while, average relative humidity observed as 55%. Mean day time temperature recorded as 27.4°C & for the recent week 100.2 growing degree days accumulated. Wind speed recorded in the morning/evening as 2.9/0.6 Knots.

#### **Skardu**

Rainfall weather reported as 5.41 mm from Skardu during the week; however, cloudiness in the morning/evening recorded as 2.9/1.3 Oktas while, average relative humidity observed as 58%. Mean

day time temperature recorded as 20.5°C & for the recent week 62.4 growing degree days accumulated. Calm wind reported in the morning/evening times.

**Crop Situation for Major Agricultural Plains**  
**(Based on data from Regional Agromet Centers)**

**Potohar Region (Rawalpindi)**

There is presently no crop grown in the fields of RAMC Rawalpindi.

**Central Punjab (Faisalabad)**

Cotton crop is grown in the fields. Date of sowing 30-05-2023. Variety: FH490, BT, Stage: Maturity, irrigated, condition: very good

**Lower Sindh (Tandojam)**

Cotton crop is grown in the fields. Date of sowing 11-05-2023. Variety: TH108, Stage: 3<sup>rd</sup> picking is done. Irrigated.

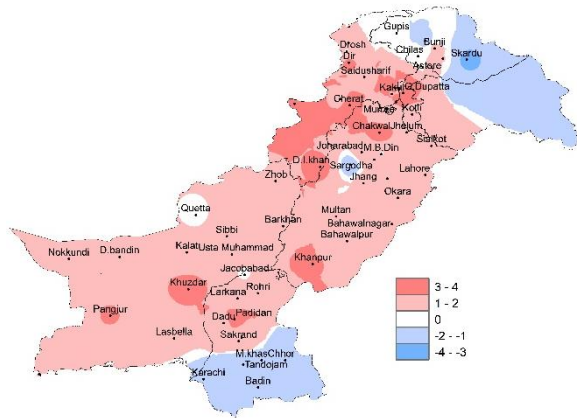
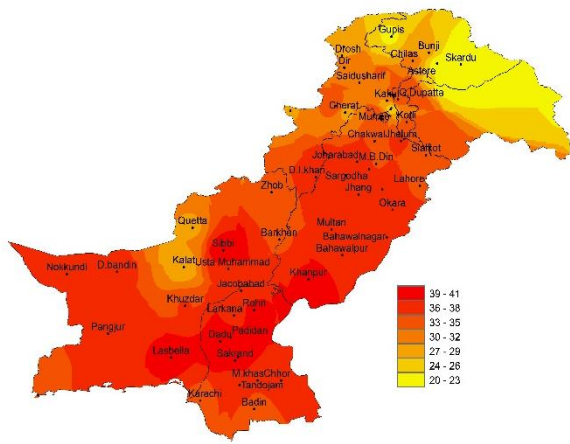
**Northern Baluchistan (Quetta)**

There is presently no crop grown in the fields of Quetta (Sariab).

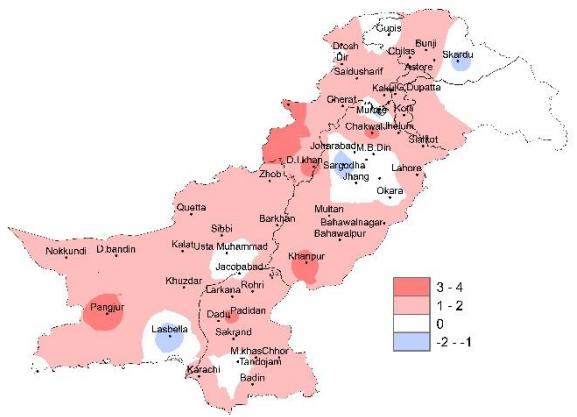
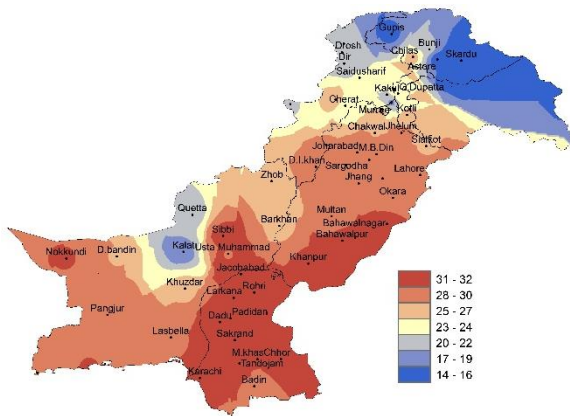
**Eastern Baluchistan (Usta Muhammad)**

Rice crops are grown in the fields. Stage: Milk Maturity, condition: good.

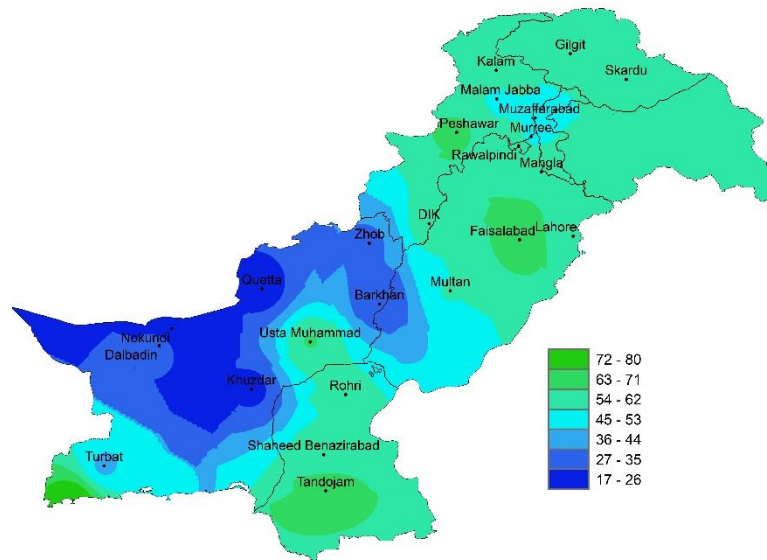
**Actual & Departure of Maximum temperature (°C) for the Previous week (02<sup>nd</sup> October 2023 – 08<sup>th</sup> October 2023)**



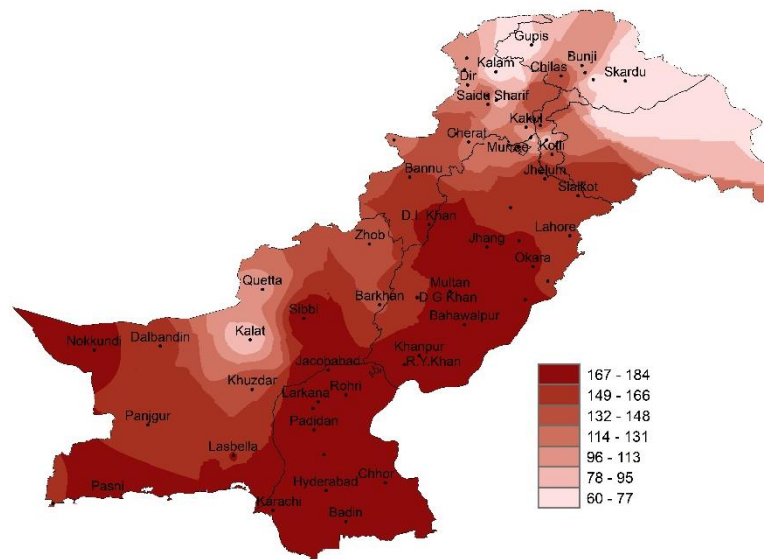
**Actual & Departure of Mean temperature (°C) for the Previous week (02<sup>nd</sup> October 2023 – 08<sup>th</sup> October 2023)**



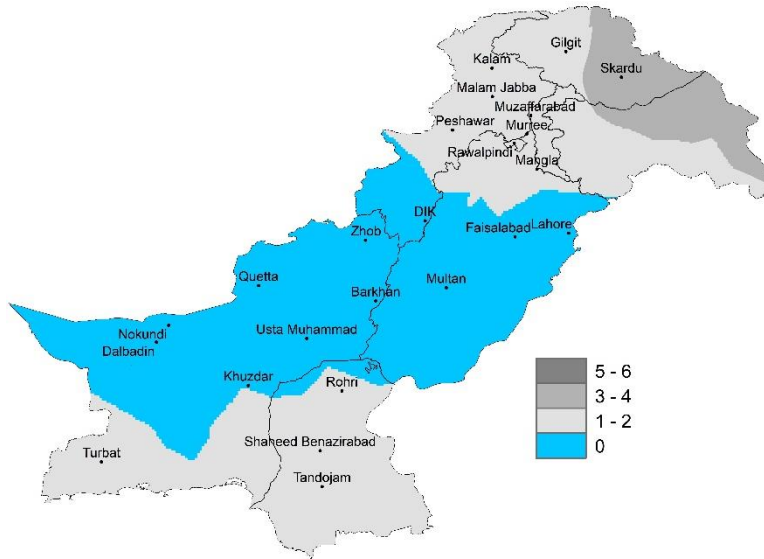
**Mean Relative Humidity (%) during the  
Previous week (02<sup>nd</sup> October 2023 – 08<sup>th</sup> October 2023)**



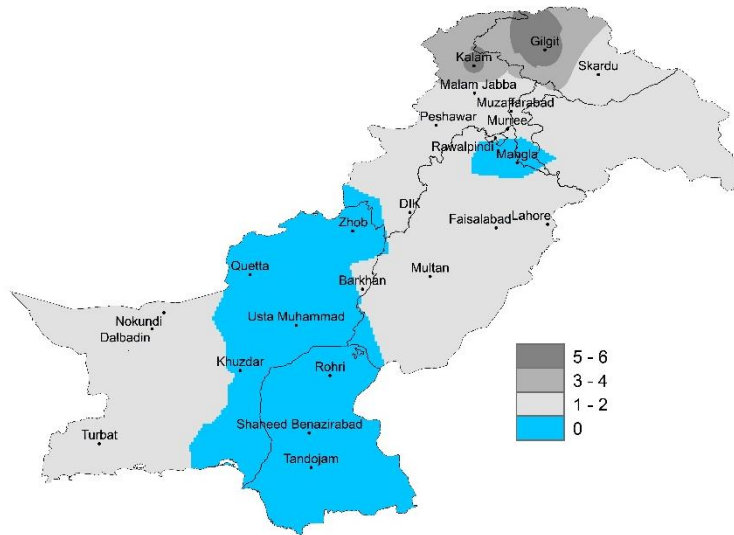
**Total Growing Degree Days accumulated during the  
Previous week (02<sup>nd</sup> October 2023 – 08<sup>th</sup> October 2023)**



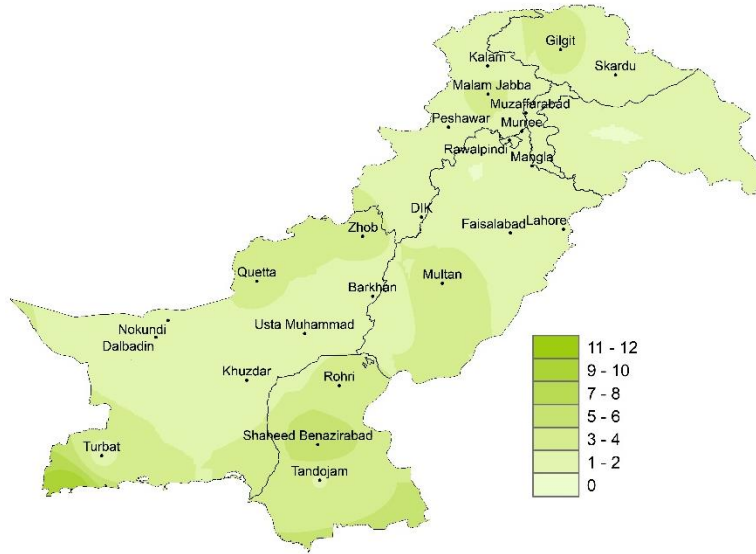
Mean Cloudiness (Octas) at 0800PST during the  
Previous week (02<sup>nd</sup> October 2023 – 08<sup>th</sup> October 2023)



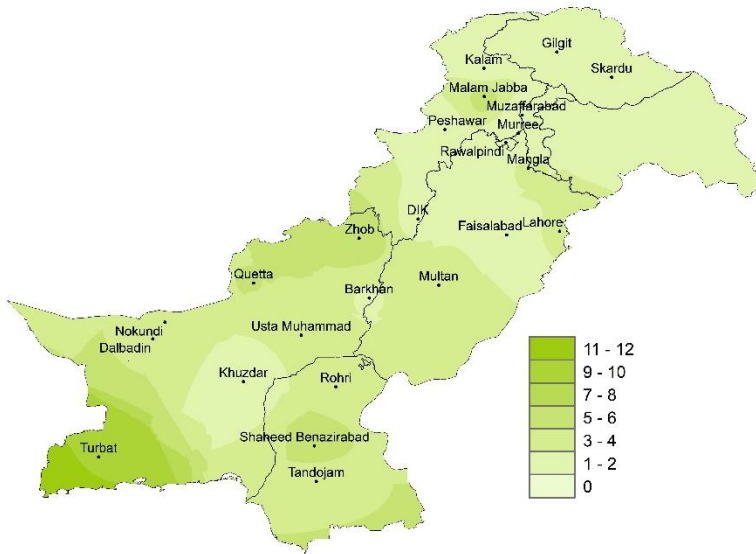
Mean Cloudiness (Octas) at 1700PST during the  
Previous week (02<sup>nd</sup> October 2023 – 08<sup>th</sup> October 2023)



**Mean Wind Speed (Knots) at 0800PST during the  
Previous week (02<sup>nd</sup> October 2023 – 08<sup>th</sup> October 2023)**



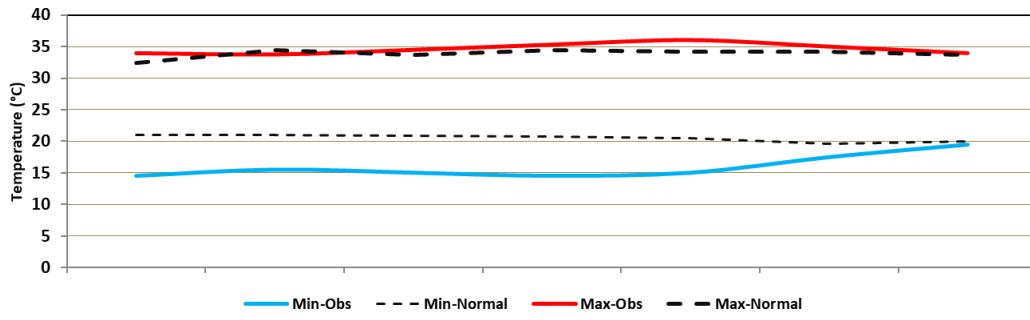
**Mean Wind Speed (Knots) at 1700PST during the  
Previous week (02<sup>nd</sup> October 2023 – 08<sup>th</sup> October 2023)**



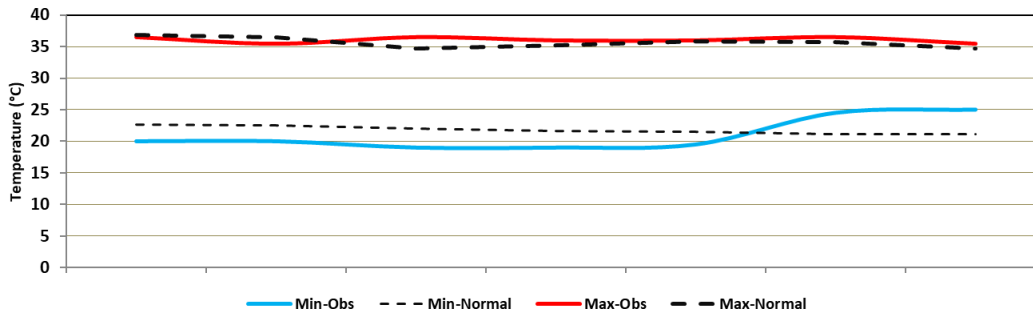


Comparison of temperatures for RAMCs (Minimum & Maximum with normal)  
during the previous week (02<sup>nd</sup> October 2023 – 08<sup>th</sup> October 2023)

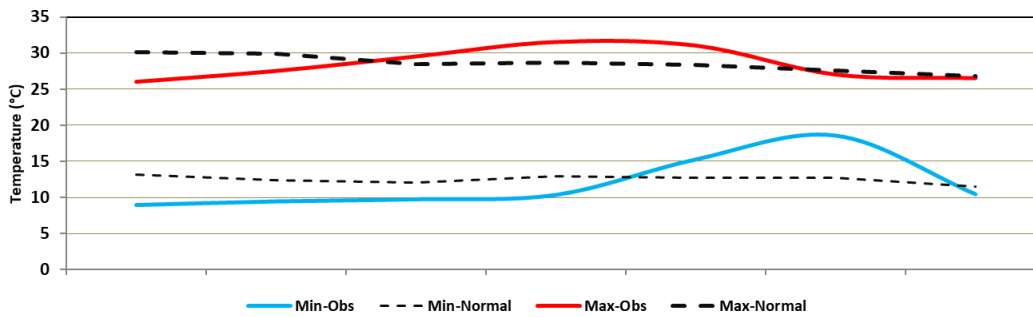
**Rawalpindi (Min & Max Temperatures)**



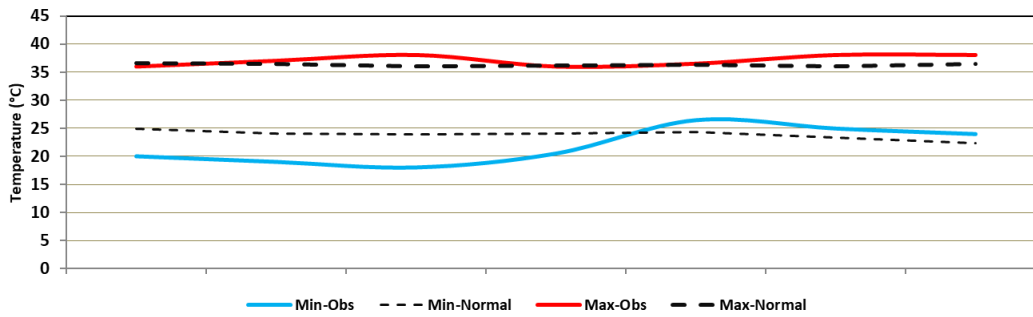
**Faisalabad (Min & Max Temperatures)**



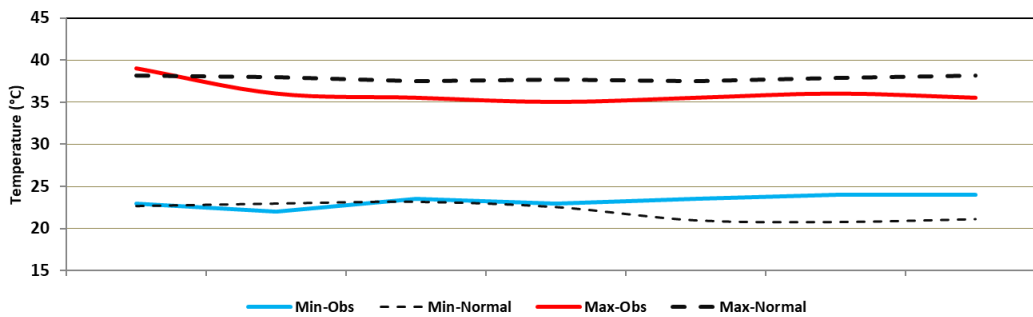
**Quetta (Min & Max Temperatures)**



**Usta Muhammad (Min & Max Temperatures)**



**Tandojam (Min & Max Temperatures)**



**Weekly Weather Advisory for Farmers****(09<sup>th</sup> October 2023 – 15<sup>th</sup> October 2023)**

A westerly wave is affecting over upper parts of the country and likely to persist till tomorrow.

**09-10-2023****MONDAY**

Partly cloudy weather is expected in upper parts of the country. However, rain wind-thunderstorm is expected in upper Khyber Pakhtunkhwa, Gilgit-Baltistan, Kashmir, Islamabad, Pothohar Region and northeast Punjab during evening/night. Dry weather is likely in other parts of the country.

**TUESDAY****10-10-2023**

Dry weather is likely to prevail in most parts of the country. However, partly cloudy weather with light rain is expected at isolated places in Gilgit-Baltistan and adjoining areas.

**WEDNESDAY****11-10-2023**

Mainly dry weather is expected in most parts of the country.

**THURSDAY****12-10-2023**

Mainly dry weather is expected in most parts of the country.

**FRIDAY****13-10-2023**

Mainly dry weather is expected in most parts of the country. However, partly cloudy weather with chances of rain-thunderstorm is likely in Gilgit Baltistan, Kashmir and upper Khyber Pakhtunkhwa.

**SATURDAY****14-10-2023**

Mainly dry weather is expected in most parts of the country. However, partly cloudy weather with chances of rain-wind-thunderstorm is expected in Gilgit Baltistan, Kashmir, upper Khyber Pakhtunkhwa, Pothohar region and northeast Punjab.

**SUNDAY****15-10-2023**

Rain-wind-thunderstorm is expected in Gilgit Baltistan, Kashmir, Khyber Pakhtunkhwa, Pothohar region and northeast Punjab. Dry weather is expected elsewhere in the country.

**ADVISORY FOR FARMERS**

- The farmers may plan field activities according to the PMD weather forecast.

**National Weather Data of Selected Cities from (02<sup>nd</sup> October 2023 – 08<sup>th</sup> October 2023)**

Stations	Maximum/Day Time Temperature (°C)		Growing Degree Days	Relative Humidity (%)	Rainfall (mm)	Cloudiness (Oktas) 0800 PST	Cloudiness (Oktas) 1700 PST	Wind Speed (Knots) 0800 PST	Wind Speed (Knots) 1700 PST
	Mean	Highest							
D.I. Khan	37.5	38.5	170.8	56.8	0.0	0.0	0.0	1.1	1.1
Faisalabad	36.1	36.5	164.8	64.5	0.0	0.0	1.7	0.6	0.8
Gawadar	34.9	36.0	168.8	79.6	0.0	1.3	0.1	10.0	12.3
Gilgit	27.4	30.0	100.2	54.8	3.5	1.9	4.6	2.9	0.6
Kalam	23.2	26.0	59.5	57.6	2.0	0.7	4.4	0.0	0.0
Khuzdar	35.4	37.0	146.8	22.7	0.0	0.0	0.0	0.0	0.0
Lahore	34.3	34.4	159.9	58.6	0.0	0.0	0.4	0.3	2.3
Malam Jabba	21.3	23.0	74.5	51.1	0.0	1.4	1.3	3.7	5.1
Mangla	34.9	36.0	151.0	60.8	0.0	0.0	0.0	0.0	2.6
Multan (PBO)	36.5	37.2	167.3	53.1	0.0	0.0	0.1	3.1	3.4
Murree	23.5	25.0	92.2	50.2	0.0	0.6	0.0	1.7	0.3
Muzaffarabad	32.7	33.8	132.7	51.6	0.0	0.3	0.3	0.0	0.9
Sh. Ben. Abad	40.3	41.5	180.4	56.6	0.0	0.1	0.0	5.7	4.9
Peshawar	35.1	37.3	149.5	63.0	0.0	0.0	1.1	0.0	0.9
Quetta	28.4	31.5	106.1	20.0	0.0	0.0	0.0	2.5	4.1
Rawalpindi	34.7	36.0	142.1	58.7	0.0	0.6	0.0	0.0	0.3
Rohri	38.8	40.0	182.0	54.9	0.0	0.0	0.0	2.9	3.4
Skardu	20.5	23.3	62.4	57.6	5.4	2.9	1.3	0.0	0.0
Tandojam	36.1	39.0	172.8	66.0	0.0	1.0	0.0	1.8	2.9
Usta.M	37.1	38.0	171.3	62.0	0.0	0.0	0.0	1.1	2.8
Zhob	32.3	36.0	138.5	32.9	0.0	0.0	0.0	2.7	5.9

\*\*\* Shows that data was not available.