

Weekly Weather and Crop Bulletin for Pakistan

NATIONAL AGROMET CENTRE  
PAKISTAN METEOROLOGICAL  
DEPARTMENT SECTOR H-8/2,  
ISLAMABAD

Phone: +92-51-9250299  
Email: [dirnamc@yahoo.com](mailto:dirnamc@yahoo.com)

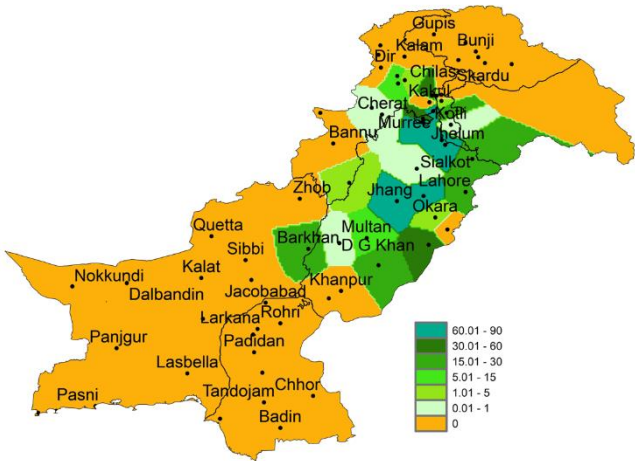


Figure 1: Rainfall.

Highlights of Past Weather  
(01<sup>st</sup> – 07<sup>th</sup> July 2024)

- Light to moderate rain was reported from most parts of the country particularly Punjab, eastern parts of KP and a few adjoining areas of Balochistan whereas dry weather was observed from rest parts of the country during the previous week.
- Daily maximum temperatures were observed normal to above normal in most parts of the country while below in northeastern belt of Punjab and few parts of Sindh.
- Daily minimum temperatures were observed above normal in the country.
- Above normal mean daily temperatures were observed in the country.

Rainfall Distribution (mm) during the Previous Week (01<sup>st</sup> – 07<sup>th</sup> July 2024)

Contents

Highlights of past weather1

Past weather for Agri Plains2-4

Crop progress4

Agrometeorological parameters

• Temperature5-6

• R.H and GDD7

• Cloudiness8

• Wind speed9

Comparison of temperatures for RAMCs during the previous week10

Weather Outlook11

Advisory for Farmers11

National data for selected stations12

**Patron-in-Chief:** Mahr Sahibzad Khan (Director General)  
**Editor-in-Chief:** Asma Jawad Hashmi (Director)  
**Editor:** Dr. Tariq Mahmood (Meteorologist)

**Past Weather of Provinces****(01<sup>st</sup> – 07<sup>th</sup> July 2024)****Punjab**

Light to moderate rainfall was reported from most parts of the country while dry weather was observed from a few locations of southern Punjab. Weekly maximum and minimum temperatures recorded as 37.7°C & 27.4°C respectively. For the recent week on average 122.9 growing degree days were accumulated. Average relative humidity recorded as 71% and wind speed in the morning/evening recorded as 5.3/5.5 Knots. Highest rainfall was reported as 89.40 mm from Rawalpindi. However, highest maximum temperature was recorded as 47.3°C at Bhakkar.

**Baluchistan**

Light to moderate rainfall reported from a few stations in northeastern parts whereas dry weather was observed over the rest of the province. Weekly maximum and minimum temperatures recorded as 37.6°C & 25.6°C respectively. For the recent week on average 186.0 growing degree days were accumulated. Average relative humidity recorded 38% and wind speed in the morning/evening recorded as 2.4/7.2 Knots. Maximum rainfall was reported as 54.00 mm from Barkhan. However, highest maximum temperature was recorded as 49.0°C at Dalbandin, Nokkundi and Turbat.

**Khyber Pakhtunkhwa**

Light to moderate rainfall was reported from most parts of Khyber Pakhtunkhwa while dry weather observed over the upper and southwestern parts of the province. Weekly maximum and minimum temperatures recorded as 35.7°C & 25.6°C respectively. For the recent week on average 173.4 growing degree days were accumulated. Average relative humidity recorded as 66% and wind speed in the morning/evening recorded as 1.9/2.6 Knots. Maximum rainfall was reported as 69.00 mm from Balakot. However, highest maximum temperature recorded as 44.5°C at D. I. Khan.

**Sindh**

Dry weather reported from most parts of the province whereas rainfall reported as 0.01 mm (Trace) at Chorr and Karachi. Weekly maximum and minimum temperatures recorded as 39.8°C & 29.6°C respectively. For the recent week, on average 137.9 growing degree days were accumulated. Average relative humidity recorded as 63% and wind speed in the morning/evening recorded as 6.8/8.3 Knots. However, highest maximum temperature recorded as 46.0°C at Jacobabad.

**Gilgit-Baltistan and Azad Jammu & Kashmir**

Light to moderate rainfall was reported from Gilgit Baltistan and Kashmir during the previous week whereas dry weather observed over the upper parts. Weekly maximum and minimum temperatures recorded as 34.8°C & 21.3°C respectively. For the recent week on average 161.3 growing degree days were accumulated. Average relative humidity recorded as 55%. and wind speed recorded in the morning/evening as 1.1/2.8. Highest rainfall was reported as 57.80 mm from Rawalakot. However, highest maximum temperature recorded as 44.5°C at Chilas.

**Past Weather for Major Agricultural Plains****(01<sup>st</sup> – 07<sup>th</sup> July 2024)****Rawalpindi (Potohar region)**

Rainfall reported as 89.40 mm from Rawalpindi during the week; however, cloudiness in the morning/evening recorded as 4.6/3.3 Oktas, average relative humidity observed as 68%. Mean maximum day time temperature was recorded as 37.2°C and for the recent week 106.2 growing degree days were accumulated. Wind speed recorded in the morning/evening as 0.3/2.0 Knots. The highest maximum temperature was recorded as 41.5°C.

**Faisalabad (Central Punjab)**

Rainfall reported as 82.20 mm from Faisalabad during the week; however, cloudiness in the morning/evening recorded 3.9/4.9 Oktas while, average relative humidity observed as 69%. Mean maximum day time temperature recorded 37.2°C & for the recent week 123.3 growing degree days accumulated. Wind speed recorded in the morning/evening as 4.3/3.4 Knots. The highest maximum temperature was recorded as 42.2°C.

**Tandojam (Lower Sindh)**

Dry weather reported from Tandojam during the week; however, cloudiness in the morning/evening recorded as 5.0/4.0 oktas while, average relative humidity observed as 72%. Mean maximum day time temperature recorded as 36.9°C & for the recent week 120.8 growing degree days accumulated. Wind speed recorded in the morning/evening as 5.4/8.5 Knots. The highest maximum temperature was recorded as 38.5°C.

**Usta Muhammad (Eastern Baluchistan)**

Dry weather reported from Usta Muhammad during the week; however, cloudiness in the morning/evening recorded as 3.0/3.4. Average relative humidity observed as 57%. Mean maximum day time temperature recorded as 44.2°C & for the recent week 220.0 growing degree days accumulated. Wind speed recorded in the morning/evening as 4.5/6.8 Knots. The highest maximum temperature was recorded as 46.0°C.

**Quetta (Northern Baluchistan)**

Dry weather reported from Quetta during the week; however, cloudiness in the morning/evening recorded as 0.0/1.5 Oktas while, average relative humidity observed as 28%. Mean maximum day time temperature recorded as 37.6°C & for the recent week 173.3 growing degree days accumulated. Wind speed recorded in the

morning/evening as 0.8/2.2 Knots. The highest maximum temperature was recorded as 40.0°C.

**Past Weather for Sub-Regional Agricultural Plains (01<sup>st</sup> – 07<sup>th</sup> July 2024)****Multan**

Rainfall reported as 48.41 mm from Multan during the week; however, cloudiness in the morning/evening recorded as 3.4/3.4 Oktas. Average relative humidity observed as 57%. Mean maximum day time temperature recorded as 40.0°C & for the recent week 146.8 growing degree days accumulated. Wind speed recorded in the morning/evening as 12.0/14.6 Knots.

**Lahore**

Rainfall reported as 63.51 mm from Lahore during the week; cloudiness in the morning/evening recorded as 6.0/5.0 Oktas. Average relative humidity observed as 73%. Mean maximum day time temperature recorded as 34.3°C & for the recent week 102.1 growing degree days accumulated. Wind speed recorded in the morning/evening as 2.9/4.3 Knots.

**Zhob**

Rainfall reported as 12.00 mm from Zhob during the week; however, cloudiness in the morning/evening recorded as 1.1/3.4 Oktas. Average relative humidity observed as 51%. Mean maximum day time temperature recorded as 37.6 °C & for the recent week 186.0 growing degree days accumulated. Wind speed recorded in the morning/evening as 2.4/4.4 Knots.

**Murree**

Rainfall reported as 80.00 mm from Murree during the week; however, cloudiness in the morning/evening recorded as 6.0/6.1 Oktas while, average relative humidity observed as 83%. Mean maximum day time temperature recorded as 25.2°C & for the recent week 42.6 growing degree days accumulated. Wind speed recorded in the morning/evening as 1.1/1.7 Knots.

**D.I. Khan**

Rainfall reported as 28.43 mm from D.I. Khan during the week; however, cloudiness observed in the morning/evening recorded as 4.0/4.0 Oktas while, average relative humidity observed as 65%. Mean maximum day time temperature recorded as 40.2°C & for the recent week 208.8 growing degree days accumulated. Wind speed recorded in the morning/evening as 3.4/3.4 Knots.

**Peshawar**

Rainfall reported as 12.80 mm from Peshawar during the week; however, cloudiness in the morning/evening recorded as 4.9/3.4 Oktas while, average relative humidity observed as 62%. Mean maximum day time temperature was recorded as 39.1°C & for the recent week 194.5 growing degree days accumulated. Wind speed recorded in the morning/evening as 3.4/3.4 Knots.

**Kalam**

Rainfall reported as 1.00 mm from Kalam during the week; however, cloudiness in the morning/evening recorded as 2.4/5.1 Oktas while, average relative humidity observed as 40%. Mean maximum day time temperature recorded as 28.3°C & for the recent week 121.3 growing degree days accumulated. Wind speed recorded in the morning/evening as 0.0/1.3 Knots.

**Gilgit**

Rainfall reported as 0.03 mm from Gilgit during the week, cloudiness in the morning/evening recorded as 1.9/4.3 Oktas while, average relative humidity observed as 43%. Mean maximum day time temperature recorded as 37.9°C & for the recent week 169.9 growing degree days accumulated. Wind speed recorded in the morning/evening as 0.0/2.0 Knots.

**Skardu**

Rainfall reported as 0.63 mm from Skardu during the week; however, cloudiness in the morning/evening recorded as 3.3/5.1 Oktas while, average relative humidity observed as 40%. Mean maximum day time temperature recorded as 31.0°C & for the recent week 134.3 growing degree days accumulated. Wind speed recorded in the morning/evening as 0.0/1.3 Knots.

**Crop Situation for Major Agricultural Plains  
(Based on data from Regional Agromet Centers)****Potohar Region (Rawalpindi)**

There is presently no crop grown in the fields of RAMC Rawalpindi.

**Central Punjab (Faisalabad)**

Cotton crop is in the fields of RAMC Faisalabad. Date of sowing 23-04-2024. Phonological Stage: Flowering completed. Condition: *Very Good*.

**Lower Sindh (Tandojam)**

Cotton crop is in the fields of RAMC Tandojam. Date of sowing 14-05-2024. Phonological Stage: Budding. Condition: *Good*.

**Northern Baluchistan (Quetta)**

There is presently no crop grown in the fields of RAMC Quetta. Date of sowing 22-11-2023. Phonological Stage: Harvested.

**Eastern Baluchistan (Usta Muhammad)**

Rice crop is in the fields of RAMC Usta Muhammad. Date of sowing 01-06-2024. Phonological Stage: Rice Germination Emergence. Condition: *Good*.

Actual & Departure of Maximum temperature (°C) for the Previous week (01<sup>st</sup> – 07<sup>th</sup> July 2024)

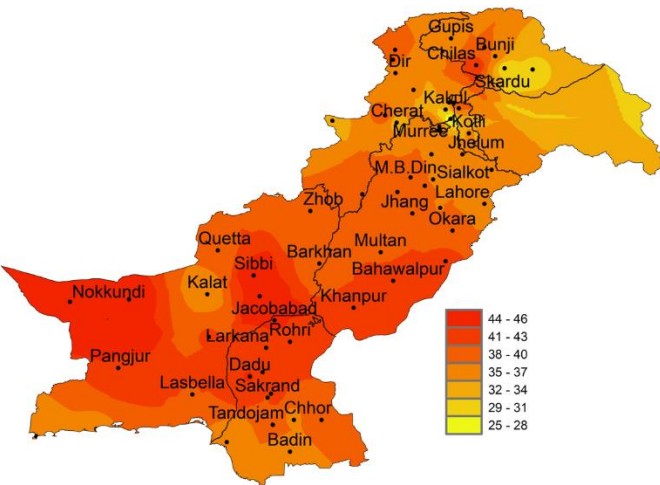


Figure 2: Actual Maximum temperature.

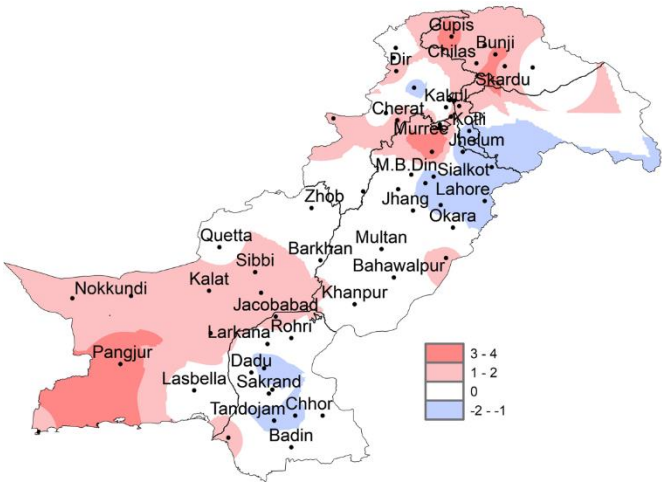


Figure 3: Departure of Maximum temperature.

Actual & Departure of Mean temperature (°C) for the Previous week (01<sup>st</sup> – 07<sup>th</sup> July 2024)

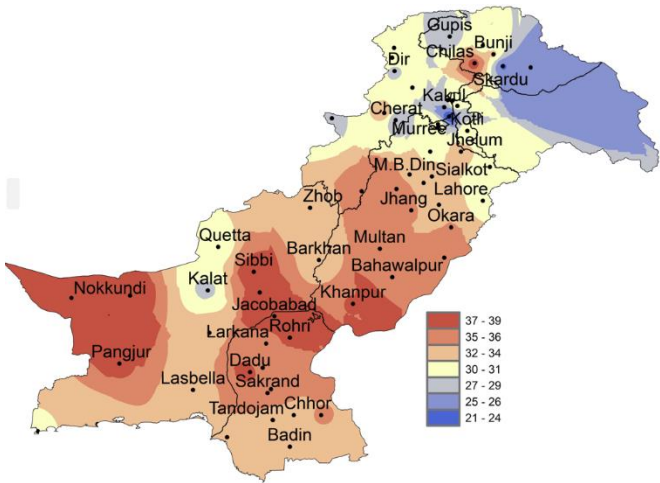


Figure 5: Actual Mean temperature.

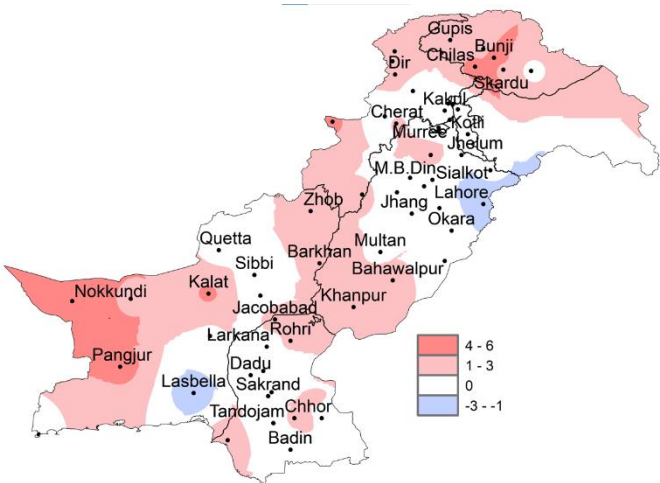


Figure 4: Departure of Mean temperature.

Actual Minimum temperature (°C) during the  
Previous week (01<sup>st</sup> – 07<sup>th</sup> July 2024)

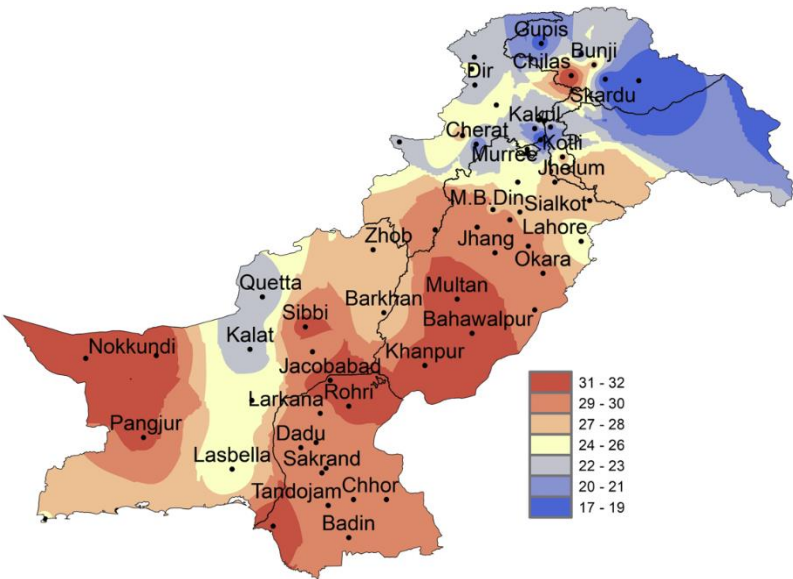


Figure 6: Actual Minimum temperature.

Departure of Minimum temperature (°C) during the  
Previous week (01<sup>st</sup> – 07<sup>th</sup> July 2024)

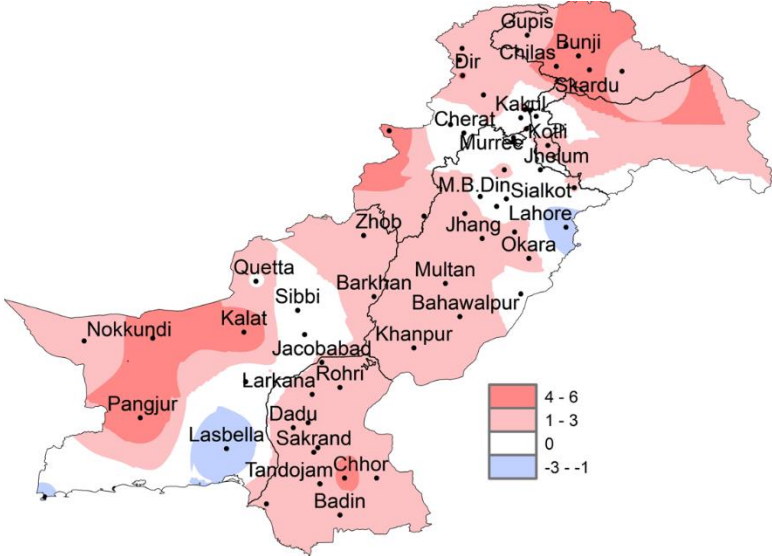


Figure 7: Departure of Minimum temperature.



Mean Relative Humidity (%) during the  
Previous week (01<sup>st</sup> – 07<sup>th</sup> July 2024)

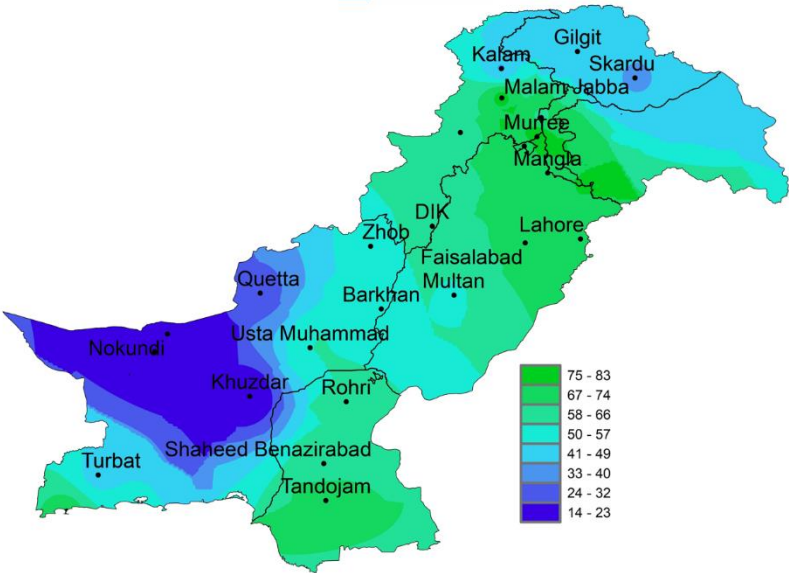


Figure 8: Relative Humidity

Total Growing Degree Days accumulated during the  
Previous week (01<sup>st</sup> – 07<sup>th</sup> July 2024)

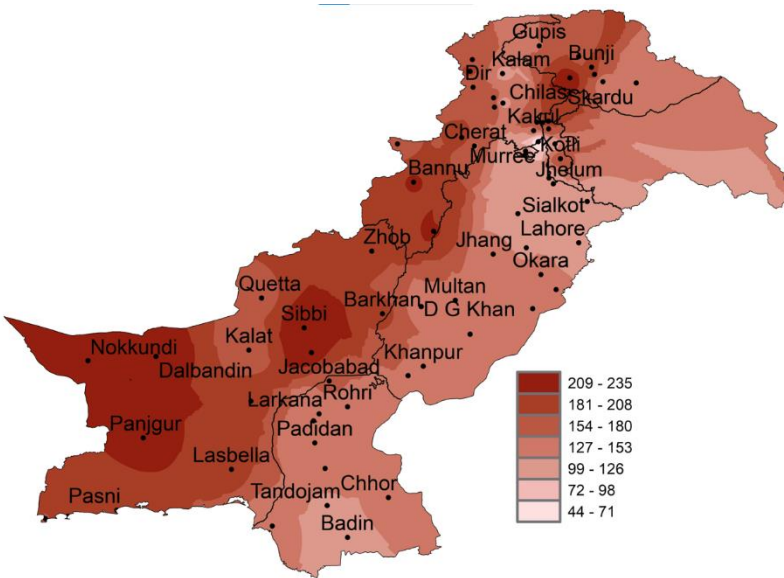


Figure 9: Growing Degree Days

Mean Cloudiness (Octas) at 0800PST during the  
Previous week (01<sup>st</sup> – 07<sup>th</sup> July 2024)

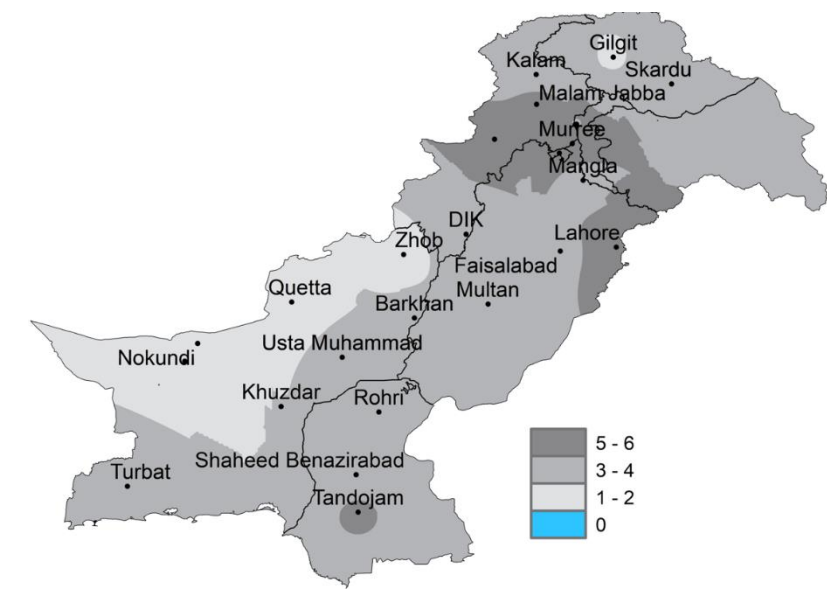


Figure 10: Mean Cloudiness at 0800

Mean Cloudiness (Octas) at 1700PST during the  
Previous week (01<sup>st</sup> – 07<sup>th</sup> July 2024)

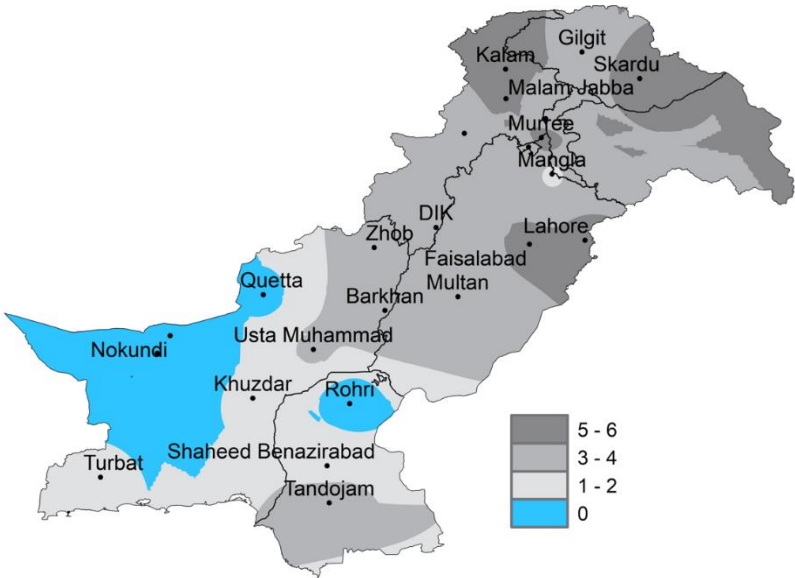


Figure 11: Mean Cloudiness at 1700



Mean Wind Speed (Knots) at 0800PST during the  
Previous week (01<sup>st</sup> – 07<sup>th</sup> July 2024)

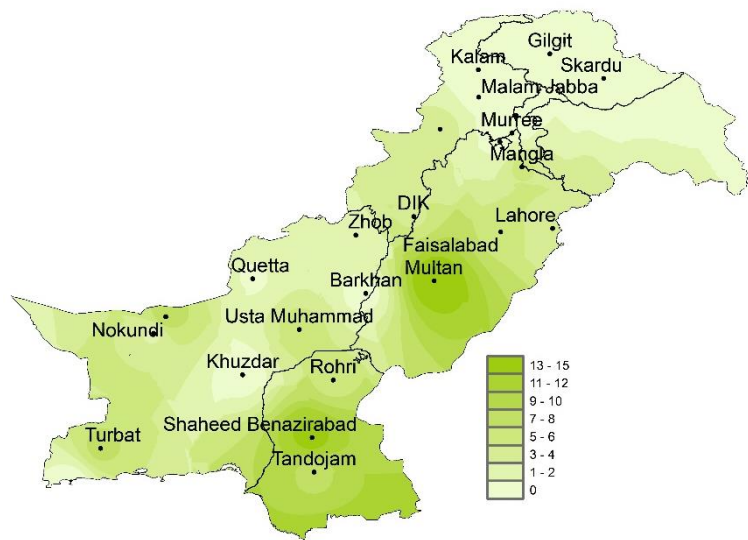


Figure 12: Mean Wind Speed 0300

Mean Wind Speed (Knots) at 1700PST during the  
Previous week (01<sup>st</sup> – 07<sup>th</sup> July 2024)

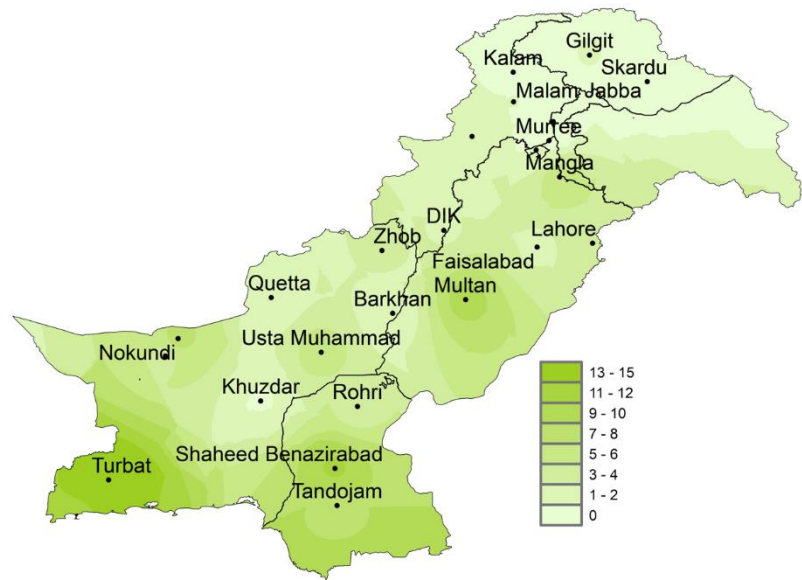
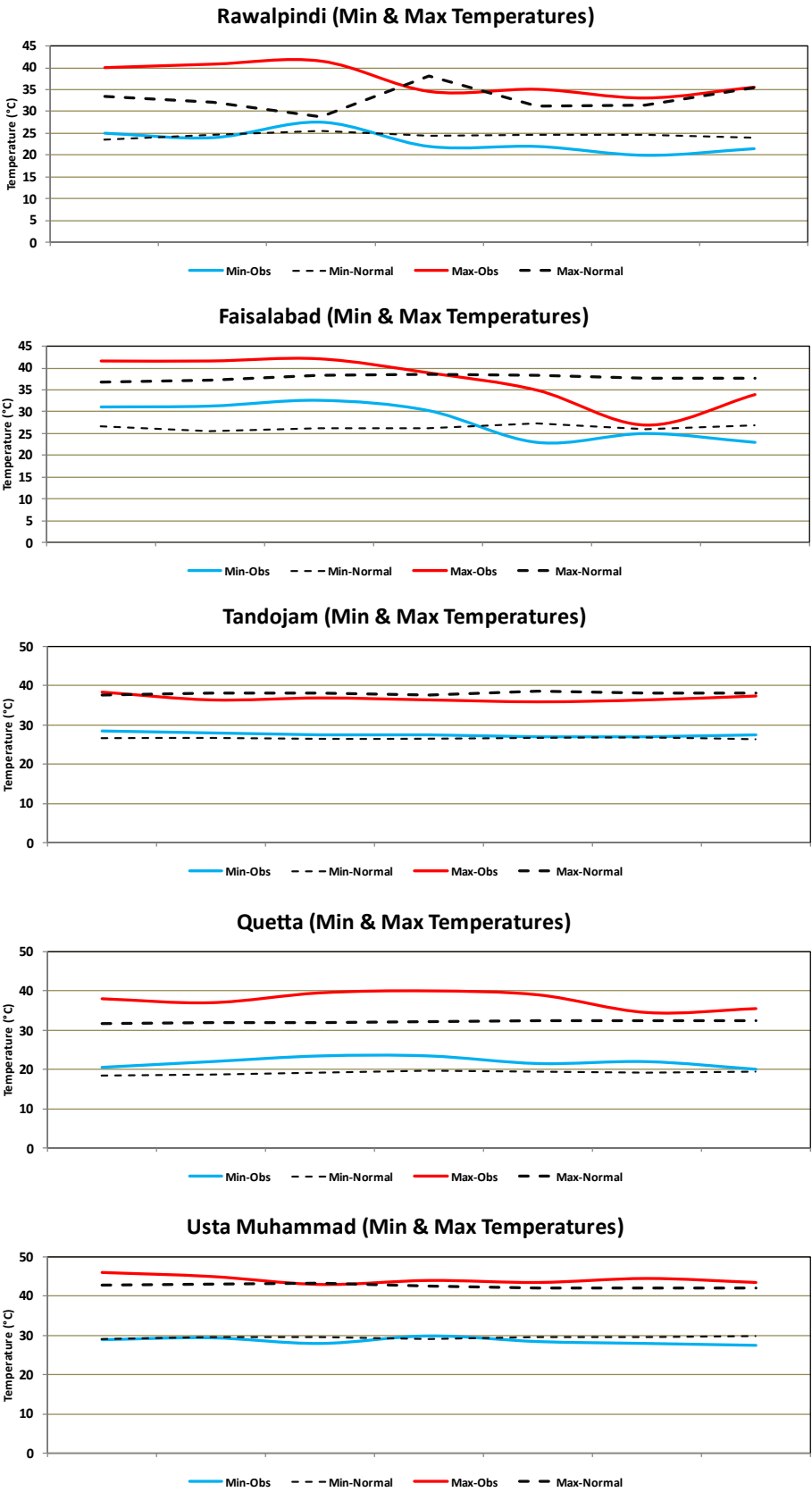


Figure 13: Mean Wind Speed 1700

Comparison of temperatures for RAMCs (Minimum & Maximum with normal)  
during the previous week (01<sup>st</sup> – 07<sup>th</sup> July 2024)



**Weekly Weather Advisory for Farmers****(08<sup>th</sup> – 14<sup>th</sup> July 2024)**

Light to moderate monsoon currents from Arabian Sea are penetrating upper/central parts of the country. A westerly wave is approaching upper parts of the country from 11th July.

**MONDAY****08-07-2024**

Hot and humid weather expected in most parts of the country. However, rain-wind/thundershower is expected at isolated places in Khyber Pakhtunkhwa, Sindh, north/southeastern Balochistan, south Punjab, Kashmir and Gilgit-Baltistan.

**TUESDAY****09-07-2024**

Hot and humid weather expected in most parts of the country. However, rain-wind/thundershower is expected at isolated places in Kasmir, Khyber Pakhtunkhwa, southeastern Sindh, north/southeastern Balochistan, south Punjab and Gilgit-Baltistan.

**WEDNESDAY****10-07-2024**

Mainly hot and humid weather is expected most parts of the country. However, rain-wind/thundershower is expected at isolated places in Upper Khyber-Pakhtunkhwa, Gilgit Baltistan, Potohar region, Kashmir and northeast Punjab.

**THURSDAY****11-07-2024**

Rain-wind/thundershower is expected in Khyber-Pakhtunkhwa Kashmir, Gilgit Baltistan, Islamabad, and Upper /central Punjab. Isolated heavy falls are likely in Kashmir, Upper Khyber-Pakhtunkhwa and Pothohar region.

**FRIDAY****12-07-2024**

Rain-wind/thundershower is expected in upper/central Punjab, Khyber-Pakhtunkhwa, Kashmir, Gilgit-Baltistan and northeast Baluchistan. Hot and humid weather is expected in other parts of the country.

**SATURDAY****13-07-2024**

Rain-wind/thundershower is expected at in upper Khyber-Pakhtunkhwa, Gilgit Baltistan, Kashmir and upper Punjab. Heavyfalls is also likely at isolated places in northeast Punjab and Kashmir. Hot and humid weather is expected in other parts of the country.

**SUNDAY****14-07-2024**

Rain-wind/thundershower is expected at in upper Khyber-Pakhtunkhwa, Gilgit Baltistan, Kashmir and upper Punjab. Heavy falls is also likely at isolated places in northeast Punjab and Kashmir. Hot and humid weather is expected in other parts of the country.

**ADVISORY FOR FARMERS**

- The farmers may plan field activities according to the PMD weather forecast.

**National Weather Data of Selected Cities from (01<sup>st</sup> – 07<sup>th</sup> July 2024)**

Stations	Maximum/Day Time Temperature (°C)		Growing Degree Days	Relative Humidity (%)	Rainfall (mm)	Cloudiness (Oktas) 0800 PST	Cloudiness (Oktas) 1700 PST	Wind Speed (Knots) 0800 PST	Wind Speed (Knots) 1700 PST
	Mean	Highest							
D.I. Khan	40.2	44.5	208.8	64.6	28.4	4.0	4.0	3.4	3.4
Faisalabad	37.2	42.2	123.3	69.0	82.2	3.9	4.9	4.3	3.4
Gawadar	37.1	42.5	194.5	69.6	0.0	2.6	1.9	0.0	13.1
Gilgit	37.9	41.0	169.9	43.1	0.0	1.9	4.3	0.0	2.0
Kalam	28.3	31.5	121.3	39.5	1.0	2.4	5.1	0.0	1.3
Lahore	34.3	38.4	102.1	73.4	63.5	6.0	5.0	2.9	4.3
Malam Jabba	24.3	27.0	105.9	76.6	34.0	5.6	5.0	0.6	2.0
Mangla	36.0	39.3	108.8	72.6	83.2	3.7	3.0	4.3	7.7
Multan (PBO)	40.0	42.2	146.8	56.7	48.4	3.4	3.4	12.0	10.6
Murree	25.2	28.0	42.6	83.1	80.0	6.0	6.1	1.1	1.7
Muzaffarabad	37.5	41.0	178.1	63.9	31.5	4.4	3.1	0.0	0.0
Sh. Ben. Abad	41.4	44.0	144.0	61.2	0.0	2.1	2.7	10.9	12.0
Peshawar	39.1	44.0	194.5	62.2	12.8	4.9	3.4	3.4	3.4
Quetta	37.6	40.0	173.3	27.6	0.0	0.0	1.5	0.8	2.2
Rawalpindi	37.2	41.5	106.2	68.0	89.4	4.6	3.3	0.3	2.0
Rohri	42.1	44.0	148.5	57.6	0.0	3.1	1.0	4.3	4.3
Skardu	31.0	35.4	134.3	39.5	0.6	3.3	5.1	0.0	1.3
Tandojam	36.9	38.5	120.8	71.5	0.0	5.0	4.0	5.4	8.5
U.Muhammad	44.2	46.0	220.0	57.3	0.0	3.0	3.4	4.5	6.8
Zhob	37.6	42.0	186.0	50.9	12.0	1.1	3.4	2.4	4.4

\*\*\* Shows that data was not available.