

# Weekly Weather and Crop Bulletin for Pakistan

**NATIONAL AGROMET CENTRE  
PAKISTAN METEOROLOGICAL  
DEPARTMENT SECTOR H-8/2,  
ISLAMABAD**

**Phone: +92-51-9250299  
Email: [dirnamc@yahoo.com](mailto:dirnamc@yahoo.com)**

**Rainfall Distribution (mm) during the Previous Week (23<sup>rd</sup> – 29<sup>th</sup> September 2024)**

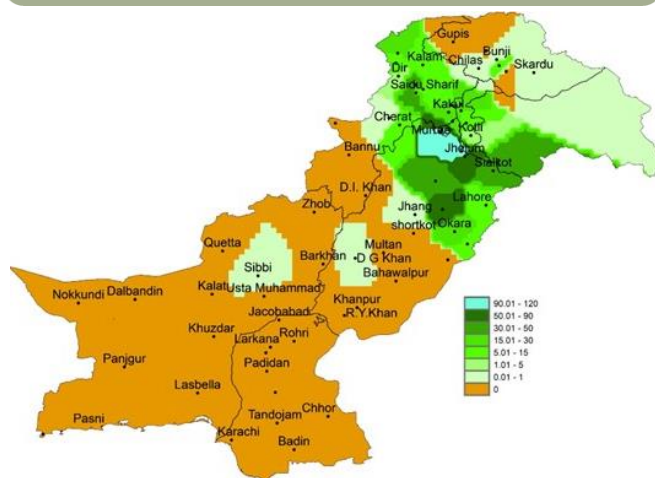


Figure 1: Rainfall.

## Contents

Highlights of past weather	1
Past weather for Agri Plains	2-4
Crop progress	4
Agrometeorological parameters	
• Temperature	5-6
• R.H and GDD	7
• Cloudiness	8
• Wind speed	9
Comparison of temperatures for RAMCs during the previous week	10
Weather Outlook	11
Advisory for Farmers	11
National data for selected stations	12

## Highlights of Past Weather (23<sup>rd</sup> – 29<sup>th</sup> September 2024)

- Light to moderate rain (few heavy falls from upper & central parts of the Punjab) was reported from Kashmir, upper KPK, GB, isolated from north Balochistan. while hot & dry weather prevailed in Sindh during the previous week.
- Normal to above normal daily maximum temperatures were observed in most parts of the country whereas normal to below normal in Punjab, Balochistan and Lower Sindh.
- Normal to above normal daily minimum temperatures were observed in most parts of the country whereas normal to below normal in south of Balochistan.
- Normal to above normal mean daily temperatures were observed in most parts of the country whereas normal to below normal in south Balochistan.

**Patron-in-Chief: Mahr Sahibzad Khan (Director General)**

**Editor-in-Chief: Asma Jawad Hashmi (Director)**

**Editor: Irshad Ali (Assistant Meteorologist)**

## **Past Weather of Provinces** **(23<sup>rd</sup> – 29<sup>th</sup> September 2024)**

### **Punjab**

Light to moderate and few heavy rainfalls were reported from upper & central parts of the province during the previous week. Weekly maximum and minimum temperatures recorded as 36.0°C & 25.4°C respectively. For the recent week on average 109.9 growing degree days were accumulated. Average relative humidity recorded as 68% and wind speed in the morning/evening recorded as 2.4/2.5 Knots. Maximum rainfall was reported as 118.10 mm from Rawalpindi. However, the highest maximum temperature was recorded as 42.5°C at Bhakkar.

### **Baluchistan**

Isolated light rainfall was reported from north of the province during the previous week. Weekly maximum and minimum temperatures recorded as 35.7°C & 21.7°C respectively. For the recent week on average 96.0 growing degree days were accumulated. Average relative humidity recorded 41% and wind speed in the morning/evening recorded as 0.5/5.9 Knots. Maximum rainfall was reported as 0.01 (trace) mm from Sibbi. However, highest maximum temperature was recorded as 43.0°C at Nokundi.

### **Khyber Pakhtunkhwa**

Light to moderate rainfall was reported from the upper parts of the province during the previous week. Weekly maximum and minimum temperatures recorded as 32.3°C & 19.8°C respectively. For the recent week on average 77.5 growing degree days were accumulated. Average relative humidity recorded as 69% and wind speed in the morning/evening recorded as 3.4/1.6 Knots. Maximum rainfall was reported as 39.01 mm from Lower Dir. However, the highest maximum temperature recorded as 40.5°C at Dera Ismail Khan.

### **Sindh**

Mainly hot and dry weather remained in Sindh during the previous week. Weekly maximum and

minimum temperatures recorded as 38.7°C & 26.9°C respectively. For the recent week, on average 124.6 growing degree days were accumulated. Average relative humidity recorded as 65% and wind speed in the morning/evening recorded as 2.4/4.4 Knots. The highest maximum temperature recorded as 43.0°C at Dadu.

### **Gilgit-Baltistan and Azad Jammu & Kashmir**

Light rainfall was reported from Gilgit Baltistan and light to moderate rain from Kashmir during the previous week. Weekly maximum and minimum temperatures recorded as 31.9°C & 16.5°C respectively. For the recent week on average 64.4 growing degree days were accumulated. Average relative humidity recorded as 62%. and wind speed recorded in the morning/evening as 0.2/1.0. The highest rainfall was reported as 14.00 mm from Garhi Dopatta. However, the highest maximum temperature recorded as 41.0°C at Chilas.

**Past Weather for Major Agricultural Plains****(23<sup>rd</sup> – 29<sup>th</sup> September 2024)****Rawalpindi (Potohar region)**

Rainfall reported as 118.10 mm from Rawalpindi during the week; however, cloudiness in the morning/evening recorded as 3.0/0.9 Oktas, average relative humidity observed as 72%. Mean maximum time temperature was recorded as 34.1°C and for the recent week 89.5 growing degree days were accumulated. Wind speed recorded in the morning/evening as 0.2/0.2 Knots. The highest maximum temperature was recorded as 38.0°C.

**Faisalabad (Central Punjab)**

Rainfall reported as 58.40 mm from Faisalabad during the week; however, cloudiness in the morning/evening recorded 1.6/2.7 Oktas while, average relative humidity observed as 71%. Mean maximum time temperature recorded 35.9°C & for the recent week 111.2 growing degree days accumulated. Wind speed recorded in the morning/evening as 2.6/2.0 Knots. The highest maximum temperature was recorded as 40.0°C.

**Tandojam (Lower Sindh)**

Dry weather reported from Tandojam during the week; however, cloudiness in the morning/evening recorded as 0.3/0.0 Oktas while, average relative humidity observed as 74%. Mean maximum time temperature recorded as 37.6°C & for the recent week 111.5 growing degree days accumulated. Wind speed recorded in the morning/evening as 1.7/2.3 Knots. The highest maximum temperature was recorded as 39.0°C.

**Usta Muhammad (Eastern Baluchistan)**

Dry weather reported from Usta Muhammad during the week; however, cloudiness in the morning/evening observed clear. Average relative humidity observed as 67%. Mean maximum time temperature recorded as 38.6°C & for the recent week 191.3 growing degree days accumulated. Wind speed recorded in the morning/evening as 1.1/2.2 Knots. The highest maximum temperature was recorded as 39.5°C.

**Quetta (Northern Baluchistan)**

Dry weather reported from Quetta during the week; however, cloudiness in the morning/evening recorded as 0.2/0.8 Oktas while, average relative humidity observed as 30%. Mean maximum time temperature recorded as 32.9°C & for the recent week 130.8 growing degree days accumulated. Wind speed recorded in the morning/evening as

1.5/2.4 Knots. The highest maximum temperature was recorded as 35.5°C.

**Past Weather for Sub-Regional Agricultural Plains (23<sup>rd</sup> – 29<sup>th</sup> September 2024)****Multan**

Dry weather reported from Multan during the week; however, cloudiness in the morning/evening recorded as 0.9/1.7 Oktas. Average relative humidity observed as 58%. Mean maximum time temperature recorded as 37.5°C & for the recent week 121.1 growing degree days accumulated. Wind speed recorded in the morning/evening as 4.3/5.1 Knots.

**Lahore**

Rainfall reported as 13.00 mm from Lahore during the week; cloudiness in the morning/evening recorded as 2.2/4.1 Oktas, average relative humidity observed as 70%. Mean maximum time temperature recorded as 34.8°C & for the recent week 108.0 growing degree days accumulated. Wind speed recorded in the morning/evening as 1.0/1.7 Knots.

**Zhob**

Dry weather reported from Zhob during the week; however, cloudiness in the morning/evening recorded as 0.3/1.3 Oktas. Average relative humidity observed as 41%. Mean maximum time temperature recorded as 35.7 °C & for the recent week 96.0 growing degree days accumulated. Wind speed recorded in the morning/evening as 0.4/2.1 Knots.

**Murree**

Rainfall reported as 24.00 mm from Murree during the week; however, cloudiness in the morning/evening recorded as 3.1/4.0 Oktas while, average relative humidity observed as 75%. Mean maximum time temperature recorded as 23.7°C & for the recent week 30.8 growing degree days accumulated. Wind speed recorded in the morning/evening as 2.0/0.7 Knots.

**D.I. Khan**

Dry weather reported from D.I. Khan during the week; however, cloudiness in the morning/evening recorded as 2.3/1.1. Average relative humidity observed as 68%. Mean maximum time temperature recorded as 37.8°C & for the recent week 121.5 growing degree days accumulated. Wind speed recorded in the morning/evening as 1.4/1.4 Knots.

**Peshawar**

Rainfall reported as 0.01 (trace) mm from Peshawar during the week; however, cloudiness in the morning/evening recorded as 2.4/3.7 Oktas while, average relative humidity observed as 68%. Mean maximum time temperature was recorded as 35.5°C & for the recent week 104.4 growing degree days accumulated. Wind speed recorded in the morning/evening as 11.4/2.3 Knots.

**Kalam**

Rainfall reported as 11.00 mm from Kalam during the week; however, cloudiness in the morning/evening recorded as 3.0/2.7 Oktas while, average relative humidity observed as 46%. Mean maximum time temperature recorded as 24.9°C & for the recent week 23.3 growing degree days accumulated. Wind speed recorded in the morning/evening as 0.0/0.7 Knots.

**Gilgit**

Dry weather reported from Gilgit during the week, cloudiness in the morning/evening recorded as 2.3/2.9 Oktas while, average relative humidity observed as 57%. Mean maximum time temperature recorded as 33.6°C & for the recent week 59.9 growing degree days accumulated. Wind speed recorded in the morning/evening as 0.0/1.1 Knots.

**Skardu**

Rainfall reported as 0.21 mm from Skardu during the week; however, cloudiness in the morning/evening recorded as 2.0/2.7 Oktas while, average relative humidity observed as 46%. Mean maximum time temperature recorded as 28.6°C & for the recent week 29.7 growing degree days accumulated. Wind speed recorded in the morning/evening as 0.0/0.7 Knots.

**Crop Situation for Major Agricultural Plains  
(Based on data from Regional Agromet Centers)****Potohar Region (Rawalpindi)**

There is presently no crop grown in the fields of RAMC Rawalpindi.

**Central Punjab (Faisalabad)**

Cotton crops are sown in the fields of RAMC Faisalabad. Date of sowing 23-04-2024. Phonological Stage: First Picking. Condition: *Very Good*.

**Lower Sindh (Tandojam)**

Cotton crops are sown in the fields of RAMC Tandojam. Date of sowing 14-05-2024. Phonological Stage: Second Picking. Condition: *Good*.

**Northern Baluchistan (Quetta)**

Wheat crops are sown in the fields of RAMC Quetta. Date of sowing 22-11-2023. Phonological Stage: Harvested.

**Eastern Baluchistan (Usta Muhammad)**

Rice crop is sown in the fields of RAMC Usta Muhammad. Date of sowing 01-06-2024. Phonological Stage: Shooting. Condition: *Good*.

**Actual & Departure of Maximum temperature (°C) for the Previous week (23<sup>rd</sup> – 29<sup>th</sup> September 2024)**

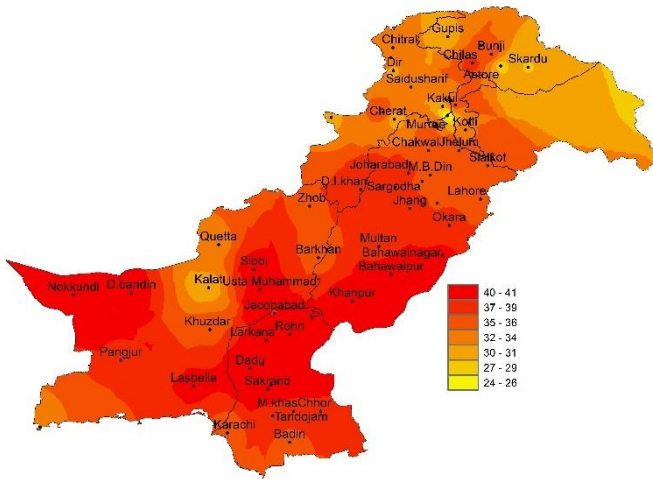


Figure 2: Actual Maximum temperature.

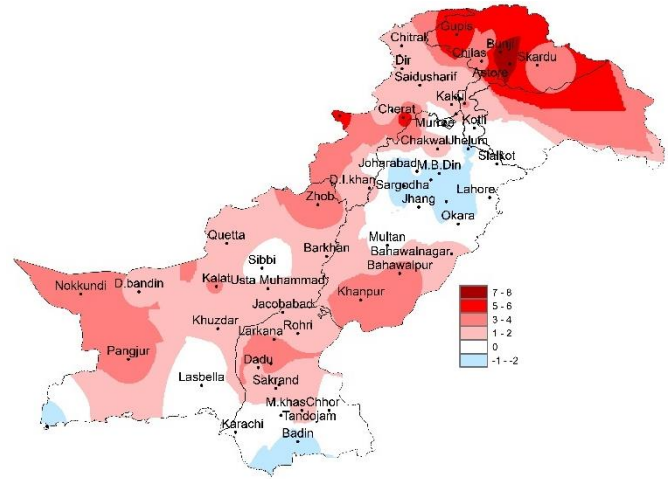


Figure 3: Departure of Maximum temperature.

**Actual & Departure of Mean temperature (°C) for the Previous week (23<sup>rd</sup> – 29<sup>th</sup> September 2024)**

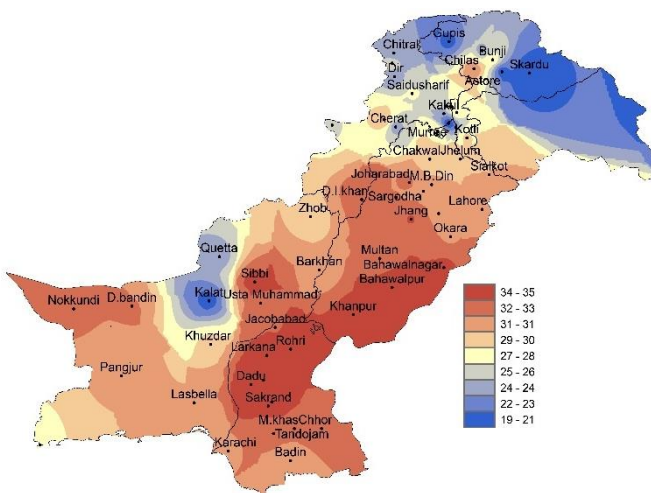


Figure 5: Actual Mean temperature.

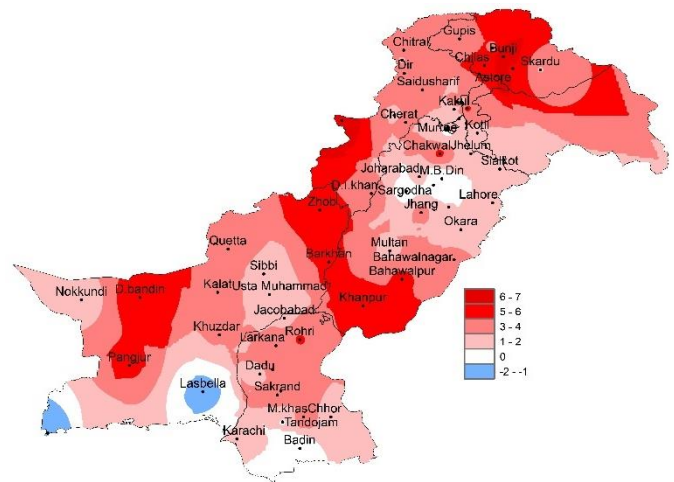


Figure 4: Departure of Mean temperature.

**Actual Minimum temperature (°C) during the Previous week (23<sup>rd</sup> – 29<sup>th</sup> September 2024)**

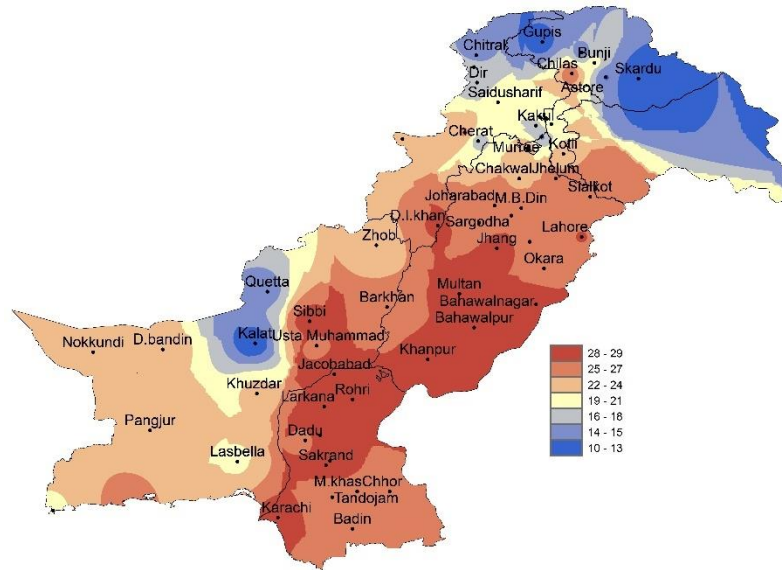


Figure 6: Actual Minimum temperature.

**Departure of Minimum temperature (°C) during the Previous week (23<sup>rd</sup> – 29<sup>th</sup> September 2024)**

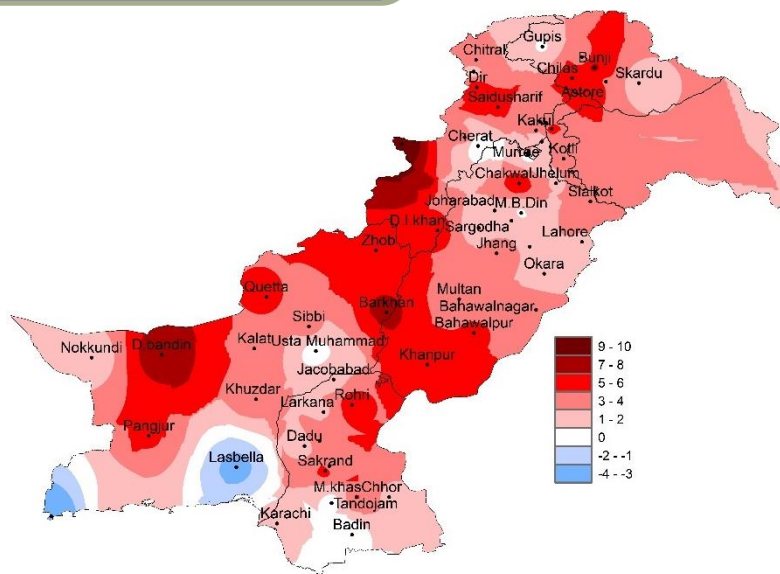


Figure 7: Departure of Minimum temperature.

Mean Relative Humidity (%) during the Previous week (23<sup>rd</sup> – 29<sup>th</sup> September 2024)

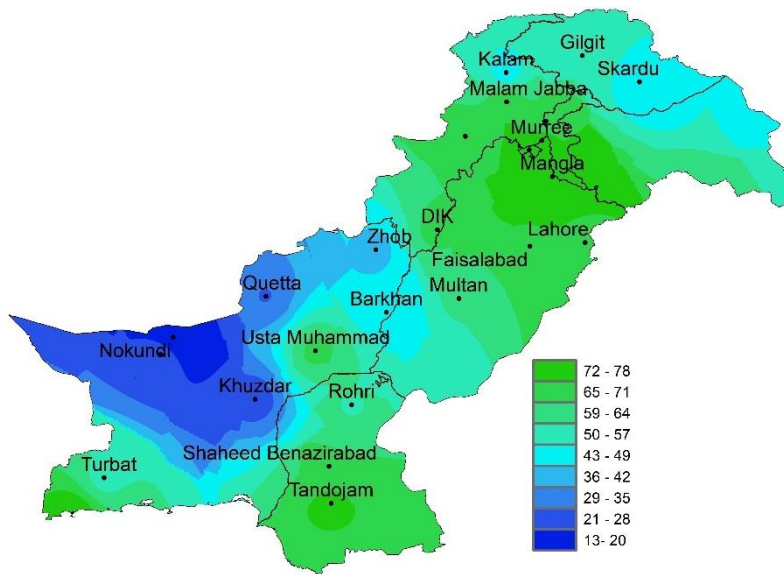


Figure 8: Relative Humidity

Total Growing Degree Days accumulated during the Previous week (23<sup>rd</sup> – 29<sup>th</sup> September 2024)

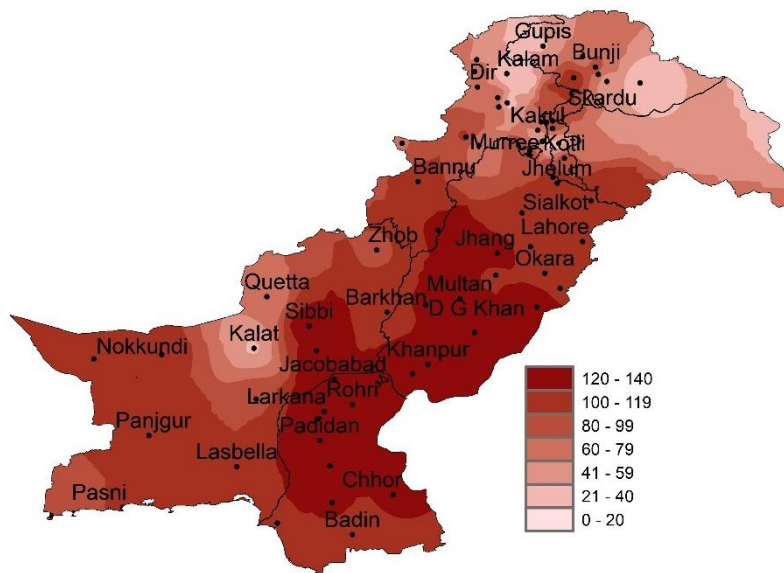


Figure 9: Growing Degree Days

Mean Cloudiness (Octas) at 0800PST during the Previous week (23<sup>rd</sup> – 29<sup>th</sup> September 2024)

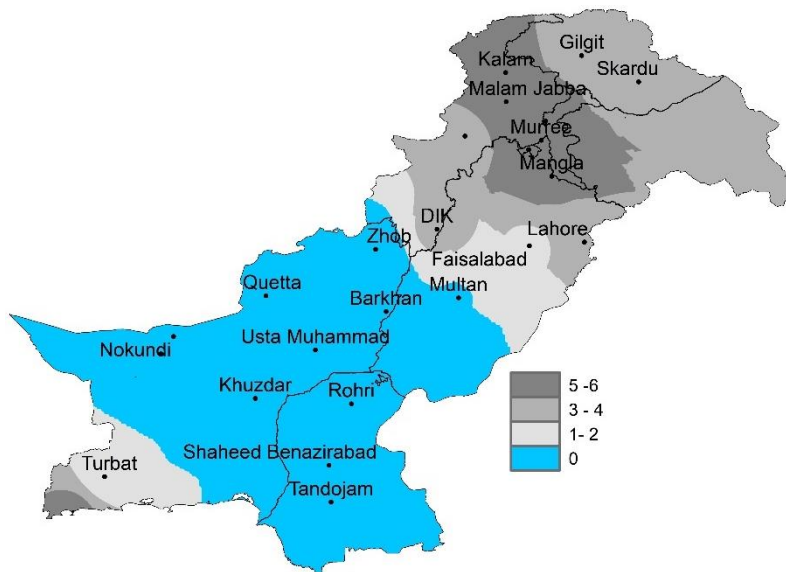


Figure 10: Mean Cloudiness at 0800

Mean Cloudiness (Octas) at 1700PST during the Previous week (23<sup>rd</sup> – 29<sup>th</sup> September 2024)

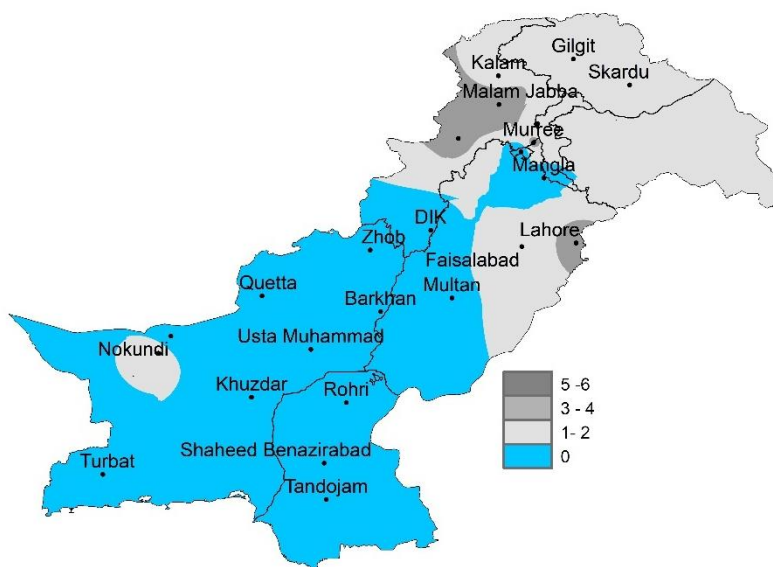


Figure 11: Mean Cloudiness at 1700



**Mean Wind Speed (Knots) at 0800PST during the Previous week (23<sup>rd</sup> – 29<sup>th</sup> September 2024)**

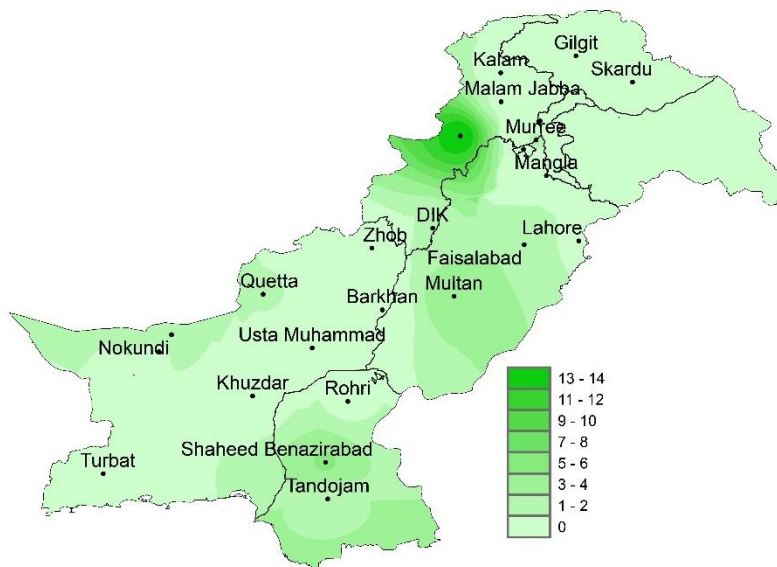


Figure 12: Mean Wind Speed 0300

**Mean Wind Speed (Knots) at 1700PST during the Previous week (23<sup>rd</sup> – 29<sup>th</sup> September 2024)**

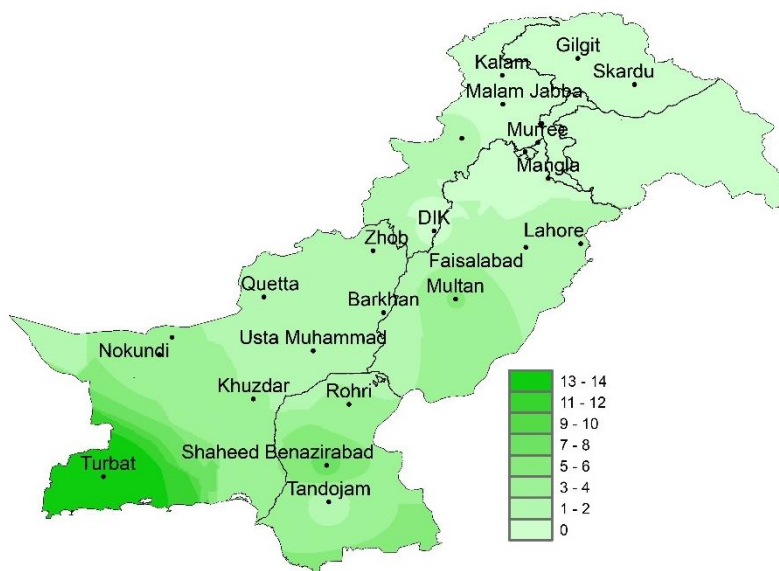
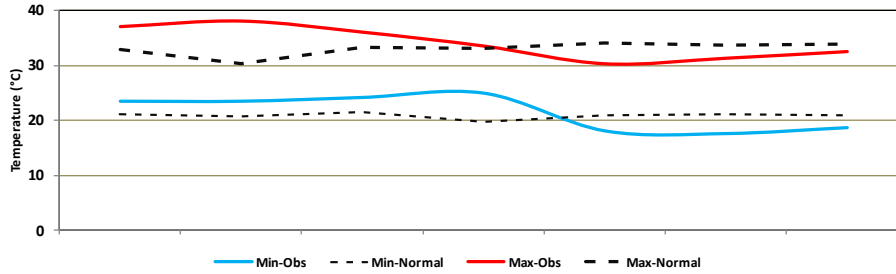


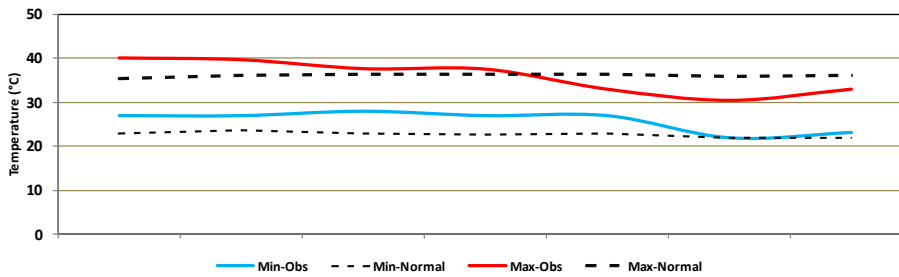
Figure 13: Mean Wind Speed 1700

Comparison of temperatures for RAMCs (Minimum & Maximum with normal) during the previous week (23<sup>rd</sup> – 29<sup>th</sup> September 2024)

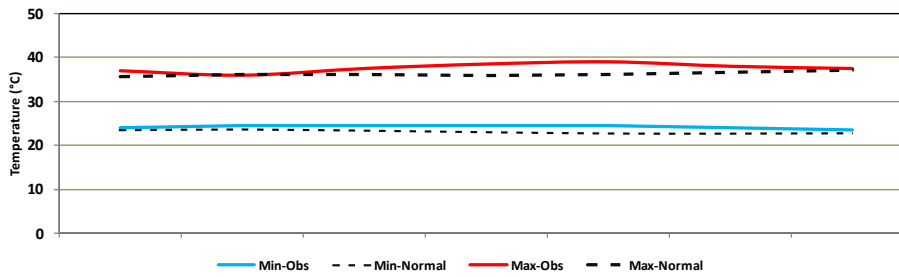
Rawalpindi (Min & Max Temperatures)



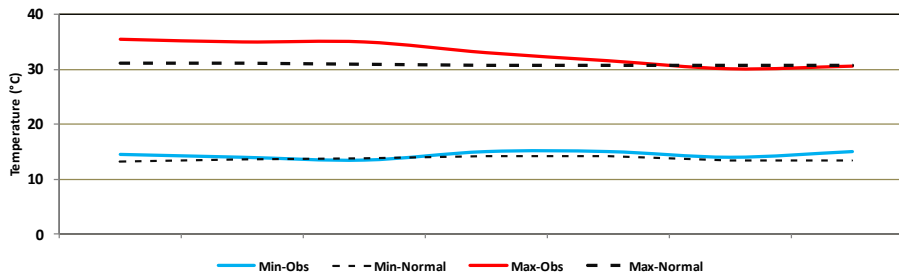
Faisalabad (Min & Max Temperatures)



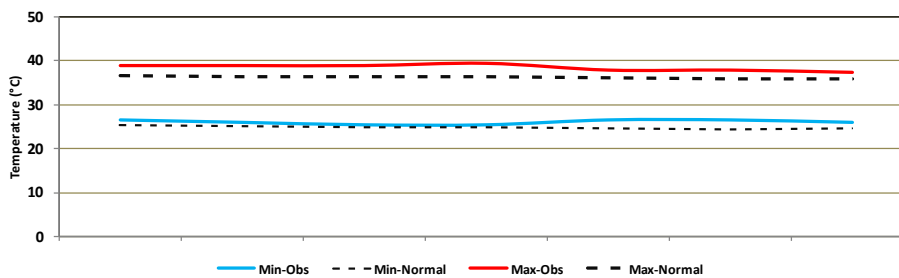
Tandojam (Min & Max Temperatures)



Quetta (Min & Max Temperatures)



Usta Muhammad (Min & Max Temperatures)



**Weekly Weather Advisory for Farmers****(30<sup>th</sup> September – 06<sup>th</sup> October 2024)**

A westerly wave is present over western parts of the country.

**MONDAY****30-09-2024**

Hot and dry weather is expected in most parts of the country.

**TUESDAY****01-10-2024**

Hot and dry weather is expected in most parts of the country.

**WEDNESDAY****02-10-2024**

Mainly hot and dry weather is expected in most parts of the country.

**THURSDAY****03-10-2024**

Mainly hot and dry weather is expected in most parts of the country.

**FRIDAY****04-10-2024**

Mainly hot and dry weather is expected in most parts of the country. However, rain-wind/thunderstorm is expected at isolated places in Kashmir.

**SATURDAY****05-10-2024**

Mainly hot and dry weather is expected in most parts of the country. However, rain-wind/thunderstorm is expected at isolated places in upper Khyber Pakhtunkhwa, Kashmir, Gilgit Baltistan, Central and south Punjab.

**SUNDAY****06-10-2024**

Mainly hot and dry weather is expected in most parts of the country. However, rain-wind/thunderstorm is expected at isolated places in Khyber Pakhtunkhwa, Punjab, Kashmir, Gilgit Baltistan.

**ADVISORY FOR FARMERS**

- The farmers may plan field activities according to the PMD weather forecast.

**National Weather Data of Selected Cities from (23<sup>rd</sup> – 29<sup>th</sup> September 2024)**

Stations	Maximum/Day Time Temperature (°C)		Growing Degree Days	Relative Humidity (%)	Rainfall (mm)	Cloudiness (Oktas) 0800 PST	Cloudiness (Oktas) 1700 PST	Wind Speed (Knots) 0800 PST	Wind Speed (Knots) 1700 PST
	Mean	Highest							
D.I. Khan	37.8	40.5	121.5	68	0.0	2.3	1.1	1.4	1.4
Faisalabad	35.9	40.0	111.2	71	58.4	1.6	2.7	2.6	2.0
Gawadar	33.7	34.0	96.5	78	0.0	3.4	0.0	0.0	12.9
Gilgit	33.6	37.0	59.9	57	0.0	2.3	2.9	0.0	1.1
Kalam	24.9	29.5	23.3	46	11.0	3.0	2.7	0.0	0.7
Lahore	34.8	39.3	108.0	70	13.0	2.2	4.1	1.0	1.7
Malam Jabba	22.1	26.0	18.0	71	9.0	3.4	5.4	0.9	0.0
Mangla	34.5	38.5	101.3	78	102.8	3.4	1.3	0.9	1.7
Multan (PBO)	37.5	39.5	121.1	58	0.0	0.9	1.7	4.3	5.1
Murree	23.7	26.0	30.8	75	24.0	3.1	4.0	2.0	0.7
Muzaffarabad	33.5	36.2	84.2	66	13.5	3.7	2.4	0.0	0.6
Sh. Ben. Abad	41.0	42.5	132.9	65	0.0	0.0	0.0	4.6	7.4
Peshawar	35.5	38.0	104.4	68	0.0	2.4	3.7	11.4	2.3
Quetta	32.9	35.5	130.8	30	0.0	0.2	0.8	1.5	2.4
Rawalpindi	34.1	38.0	89.5	72	118.1	3.0	0.9	0.2	0.2
Rohri	40.3	42.0	138.8	57	0.0	0.0	0.0	0.9	3.4
Skardu	28.6	31.6	29.7	46	0.2	2.0	2.7	0.0	0.7
Tandojam	37.6	39.0	111.5	74	0.0	0.3	0.0	1.7	2.3
U.Muhammad	38.6	39.5	191.3	67	0.0	0.0	0.0	1.1	2.2
Zhob	35.7	37.5	96.0	41	0.0	0.3	1.3	0.4	2.1

\*\*\* Shows that data was not available.