

Weekly Weather and Crop Bulletin for Pakistan

**NATIONAL AGROMET CENTRE
PAKISTAN METEOROLOGICAL
DEPARTMENT SECTOR H-8/2,
ISLAMABAD**

**Phone: +92-51-9250299
Email: dirnamc@yahoo.com**

Rainfall Distribution (mm) during the Previous Week (11th – 17th November 2024)

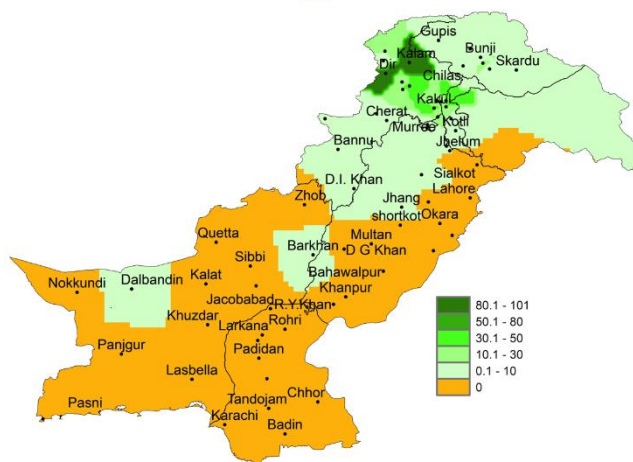


Figure 1: Rainfall.

Contents

Highlights of past weather	1
Past weather for Agri Plains	2-4
Crop progress	4
Agrometeorological parameters	
• Temperature	5-6
• R.H and GDD	7
• Cloudiness	8
• Wind speed	9
Comparison of temperatures for RAMCs during the previous week	10
Weather Outlook	11
Advisory for Farmers	11
National data for selected stations	12

Highlights of Past Weather (11th – 17th November 2024)

- Mainly dry weather prevailed in most parts of the country. Light to moderate rainfall was also reported from Khyber Pakhtunkhwa, light rainfall upper Punjab, Balochistan, Kashmir and Gilgit Baltistan.
- Normal to below normal daily maximum temperatures were observed in Punjab, upper KPK, GB and Kashmir. Whereas normal to above normal temperatures in KPK north Balochistan and upper Sindh.
- Above normal daily minimum temperatures were observed throughout the country. Whereas normal at isolated places in south Balochistan and slightly below normal at isolated places in northeast KPK.
- Normal to above normal mean daily temperatures were observed in the country.

Patron-in-Chief: Mahr Sahibzad Khan (Director General)

Editor-in-Chief: Asma Jawad Hashmi (Director)

Editor: Irshad Ali (Assistant Meteorologist)

Past Weather of Provinces **(11th – 17th November 2024)**

Punjab

Dry weather prevailed whereas light rain reported from upper parts of the province during the previous week. Weekly maximum and minimum temperatures recorded as 24.5°C & 15.6°C respectively. For the recent week on average 36.1 growing degree days were accumulated. Average relative humidity recorded as 78% and wind speed in the morning/evening recorded as 1.1/0.5 Knots. The highest rainfall was reported as 12.00 mm from Murree. However, the lowest minimum temperature was recorded as 12.0°C at Murree.

Baluchistan

Dry weather prevailed whereas light rain reported from the province during the previous week. Weekly maximum and minimum temperatures recorded as 28.1°C & 12.7°C respectively. For the recent week on average 18.8 growing degree days were accumulated. Average relative humidity recorded 37% and wind speed in the morning/evening recorded as 1.4/4.3 Knots. The highest rainfall was reported as 3.00 mm from Barkhan. However, the lowest minimum temperature was recorded as 0.0°C at Kalat.

Khyber Pakhtunkhwa

Light to moderate rain reported in the province during the previous week. Weekly maximum and minimum temperatures recorded as 20.1°C & 9.1°C respectively. For the recent week on average 9.5 growing degree days were accumulated. Average relative humidity recorded as 78% and wind speed in the morning/evening recorded as 0.4/0.5 Knots. Maximum rainfall was reported as 101.00 mm from Dir. However, the lowest minimum temperature recorded as -3.0°C at Kalam.

Sindh

Dry weather prevailed in the province during the previous week. Weekly maximum and minimum temperatures recorded as 28.1°C & 19.4°C respectively. For the recent week, on average 78.3 growing degree days were accumulated. Average

relative humidity recorded as 65% and wind speed in the morning/evening recorded as 2.8/2.2 Knots. The lowest minimum temperature recorded as 14.5°C at Mithi.

Gilgit-Baltistan and Azad Jammu & Kashmir

Light rain reported from Gilgit Baltistan and Kashmir during the previous week. Weekly maximum and minimum temperatures recorded as 16.9°C & 6.7°C respectively. For the recent week on average 3.4 growing degree days were accumulated. Average relative humidity recorded as 67%. and wind speed recorded in the morning/evening as 0.9/1.6. The highest rainfall was reported as 24.00 mm from Garhi Dopatta. However, the lowest minimum temperature recorded as -1.6°C at Skardu.

Past Weather for Major Agricultural Plains**(11th – 17th November 2024)****Rawalpindi (Potohar region)**

Rainfall reported as 0.81 mm from Rawalpindi during the week; however, cloudiness in the morning/evening recorded 2.6/3.4 Oktas while average relative humidity observed as 78%. Mean minimum time temperature was recorded as 11.0°C and for the recent week 19.9 growing degree days were accumulated. Wind speed recorded in the morning/evening as 0.0/0.3 Knots. The lowest minimum temperature was recorded as 8.5°C.

Faisalabad (Central Punjab)

Dry weather reported from Faisalabad during the week; however, clear sky has been observed in the morning/evening while, average relative humidity observed as 88%. Mean minimum time temperature recorded 17.0°C & for the recent week 35.1 growing degree days accumulated. Wind speed recorded in the morning/evening as 0.3/0.0 Knots. The lowest minimum temperature was recorded as 13.3°C.

Tandojam (Lower Sindh)

Dry weather reported from Tandojam during the week; however, clear sky has been observed in the morning/evening while, average relative humidity observed as 66%. Mean minimum time temperature recorded as 16.2°C & for the recent week 72.5 growing degree days accumulated. Wind speed recorded in the morning/evening as 0.3/1.1 Knots. The lowest minimum temperature was recorded as 15.0°C.

Usta Muhammad (Eastern Baluchistan)

Dry weather reported from Usta Muhammad during the week; however, cloudiness in the morning/evening recorded as 0.0/0.4 Oktas while, average relative humidity observed as 77%. Mean minimum time temperature recorded as 16.4°C & for the recent week 125.0 growing degree days accumulated. Wind speed recorded in the morning/evening as 1.1/0.2 Knots. The lowest minimum temperature was recorded as 15.0°C.

Quetta (Northern Baluchistan)

Dry weather reported from Quetta during the week; however, however cloudiness in the morning/evening recorded as 0.8/2.0 Oktas while, average relative humidity observed as 39%. Mean minimum time temperature recorded as 5.7°C & for the recent week 53.5 growing degree days accumulated. Wind speed recorded in the

morning/evening as 0.6/2.4 Knots. The lowest minimum temperature was recorded as 3.5°C.

Past Weather for Sub-Regional Agricultural Plains (11th – 17th November 2024)**Multan**

Dry weather reported from Multan during the week; however, clear sky has been observed in the morning/evening while average relative humidity observed as 85%. Mean minimum time temperature recorded as 17.1°C & for the recent week 41.7 growing degree days accumulated. Wind speed recorded in the morning/evening as 0.6/0.6 Knots.

Lahore

Dry weather reported from Lahore during the week; clear sky has been observed in the morning/evening while average relative humidity observed as 84%. Mean minimum time temperature recorded as 16.4°C & for the recent week 36.6 growing degree days accumulated. Wind speed recorded in the morning/evening as 0.9/0.0 Knots.

Zhob

Dry weather reported from Zhob during the week; however, cloudiness in the morning/evening recorded as 0.3/1.0 Oktas while, Average relative humidity observed as 31%. Mean minimum time temperature recorded as 10.9°C & for the recent week 18.8 growing degree days accumulated. Wind speed recorded in the morning/evening as 2.9/2.9 Knots.

Murree

Rainfall reported as 12.00 mm from Murree during the week; however, cloudiness in the morning/evening recorded as 2.9/2.7 Oktas while, average relative humidity observed as 66%. Mean minimum time temperature recorded as 7.5°C & for the recent week 0.0/2.0 growing degree days accumulated. Wind speed recorded in the morning/evening as 2.0/1.0 Knots.

D.I. Khan

Rainfall reported 0.01 (trace) mm from D.I. Khan during the week; however, cloudiness in the morning/evening recorded as 4.9/0.0 Oktas. Average relative humidity observed as 79%. Mean minimum time temperature recorded as 15.9°C & for the recent week 39.0 growing degree days accumulated. Wind speed recorded in the morning/evening as 0.6/0.6 Knots.

Peshawar

Rainfall reported as 7.00mm from Peshawar during the week; however, cloudiness in the morning/evening recorded as 3.7/3.7 Oktas while, average relative humidity observed as 81%. Mean minimum time temperature was recorded as 12.9°C & for the recent week 27.6 growing degree days accumulated. Wind speed recorded in the morning/evening as 0.0/0.3 Knots.

Kalam

Rainfall reported as 100.30 mm from Kalam during the week; however, cloudiness in the morning/evening recorded as 5.1/6.6 Oktas while, average relative humidity observed as 60%. Mean minimum time temperature recorded as 1.1°C. Wind speed recorded in the morning/evening as calm.

Gilgit

Rainfall reported as 1.40 mm from Gilgit during the week, cloudiness in the morning/evening recorded as 5.6/6.3 Oktas while, average relative humidity observed as 61%. Mean minimum time temperature recorded as 7.2°C. Wind speed recorded in the morning/evening as 2.0/1.7 Knots.

Skardu

Rainfall reported as 0.01 (trace) mm from Skardu during the week; however, cloudiness in the morning/evening recorded as 5.3/6.6 Oktas while, average relative humidity observed as 60%. Mean minimum time temperature recorded as 2.5°C. Wind speed recorded in the morning/evening as 0.0/3.7 Knots.

**Crop Situation for Major Agricultural Plains
(Based on data from Regional Agromet Centers)****Potohar Region (Rawalpindi)**

There is presently no crop grown in the fields of RAMC Rawalpindi.

Central Punjab (Faisalabad)

Land is being prepared for the up-coming crops at RAMC Faisalabad.

Lower Sindh (Tandojam)

Rice crop is sown in the fields of RAMC Tandojam. Date of sowing 14-11-2024. Phonological Stage: Germination.

Northern Baluchistan (Quetta)

No crop in the fields of RAMC Quetta.

Eastern Baluchistan (Usta Muhammad)

Rice crop is sown in the fields of RAMC Usta Muhammad. Date of sowing 01-06-2024. Phonological Stage: Full Maturity. Condition: *Good*.

Actual & Departure of Maximum temperature (°C) for the Previous week (11th – 17th November 2024)

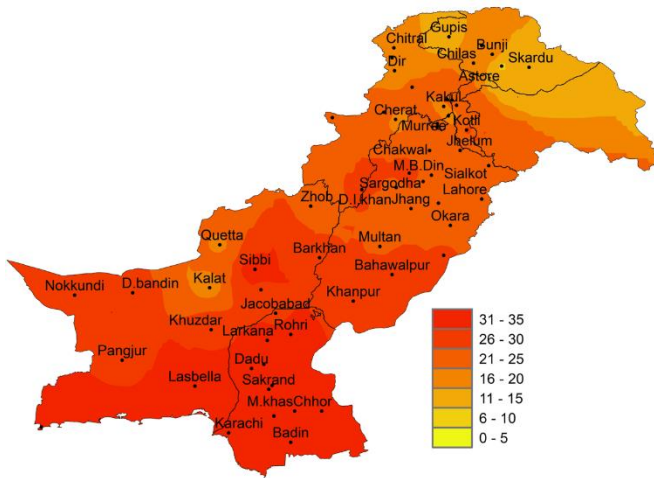


Figure 2: Actual Maximum temperature.

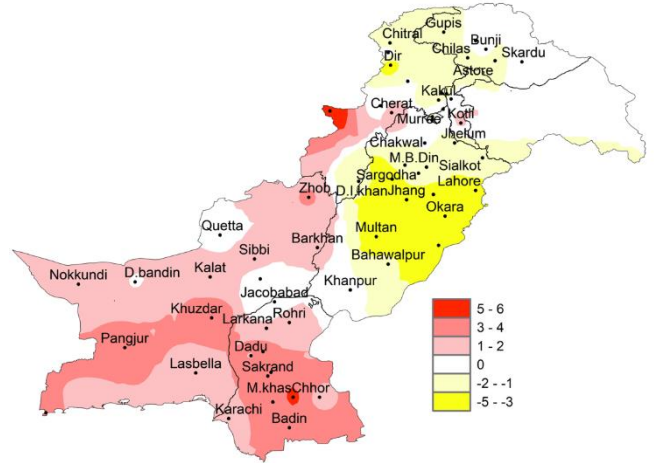


Figure 3: Departure of Maximum temperature.

Actual & Departure of Mean temperature (°C) for the Previous week (11th – 17th November 2024)

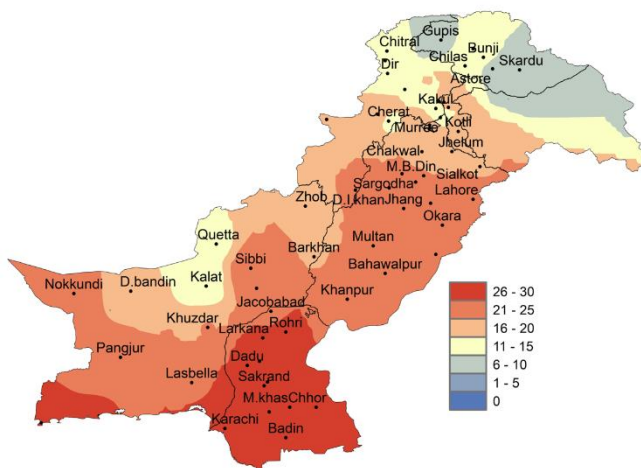


Figure 5: Actual Mean temperature.

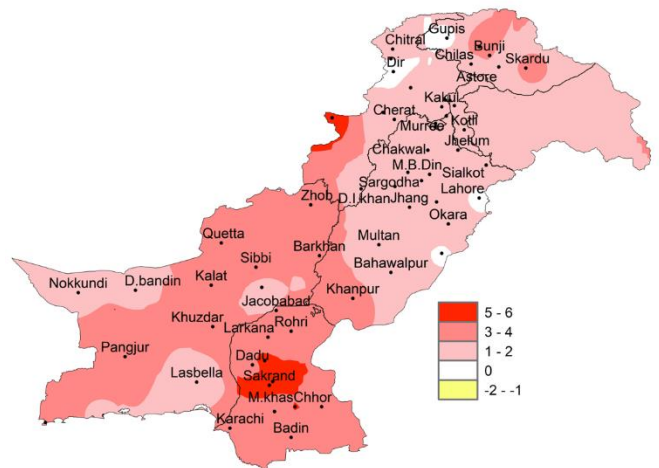


Figure 4: Departure of Mean temperature.

Actual Minimum temperature (°C) during the Previous week (11th – 17th November 2024)

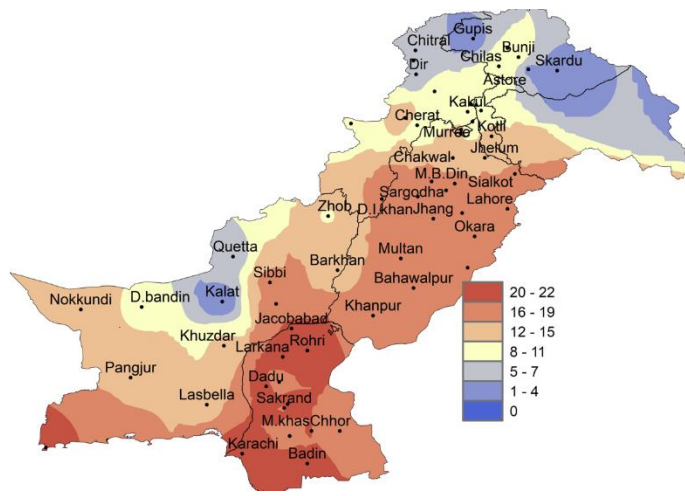


Figure 6: Actual Minimum temperature.

Departure of Minimum temperature (°C) during the Previous week (11th – 17th November 2024)

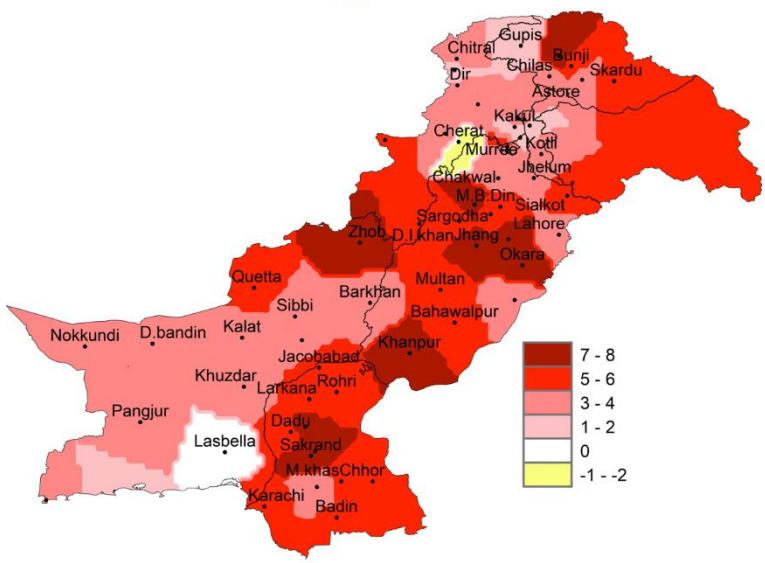


Figure 7: Departure of Minimum temperature.

Mean Relative Humidity (%) during the Previous week (11th – 17th November 2024)

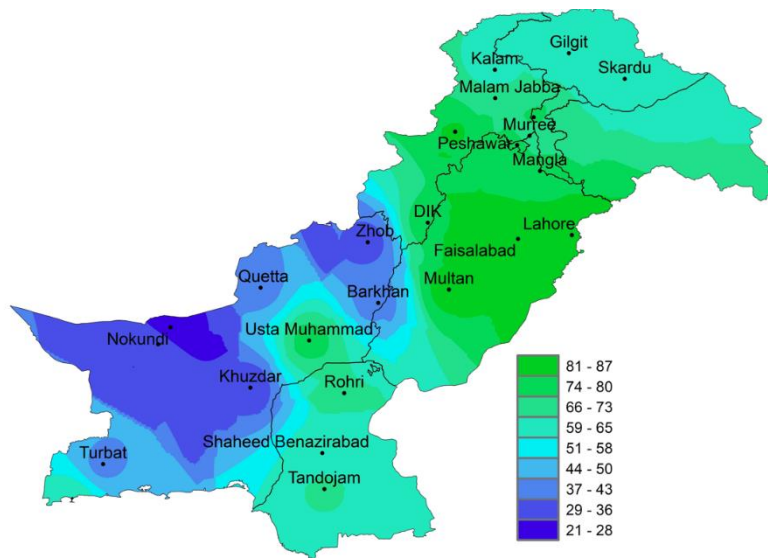


Figure 8: Relative Humidity

Total Growing Degree Days accumulated during the Previous week (11th – 17th November 2024)

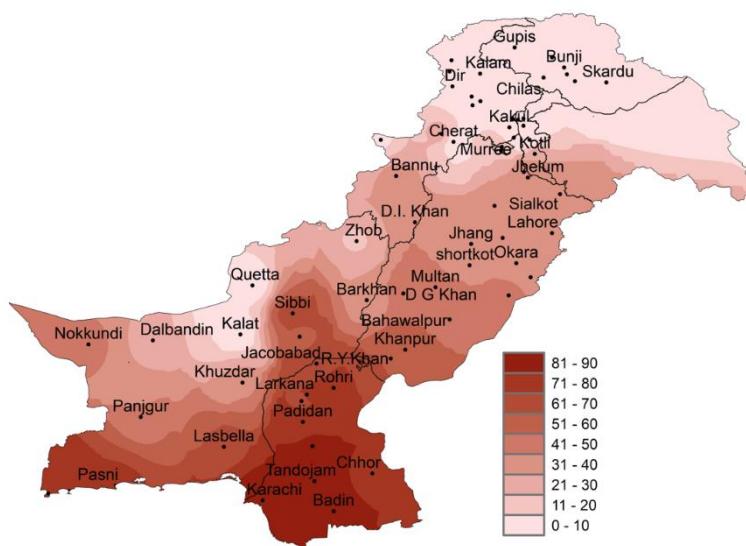


Figure 9: Growing Degree Days

Mean Cloudiness (Octas) at 0800PST during the Previous week (11th – 17th November 2024)

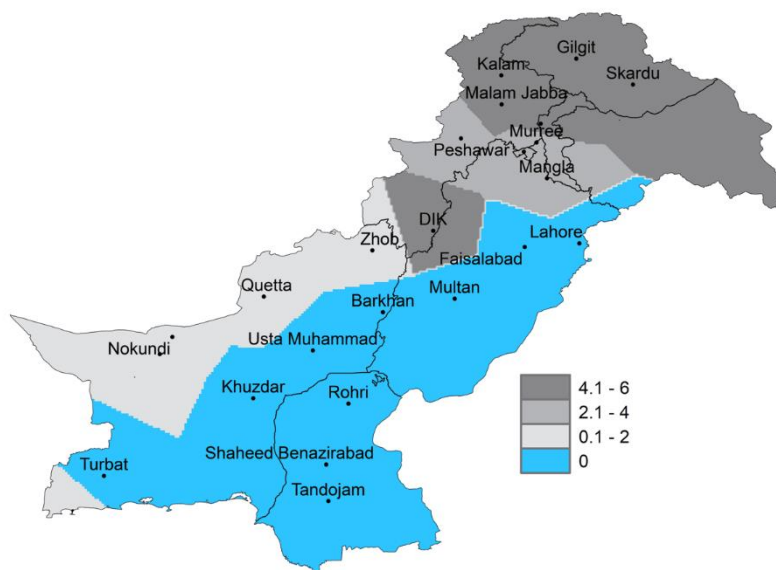


Figure 10: Mean Cloudiness at 0800

Mean Cloudiness (Octas) at 1700PST during the Previous week (11th – 17th November 2024)

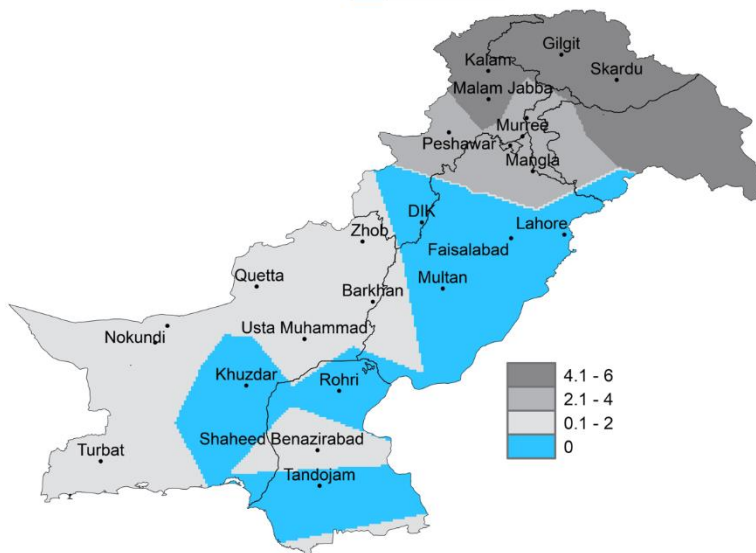


Figure 11: Mean Cloudiness at 1700

**Mean Wind Speed (Knots) at 0800PST during the
Previous week (11th – 17th November 2024)**

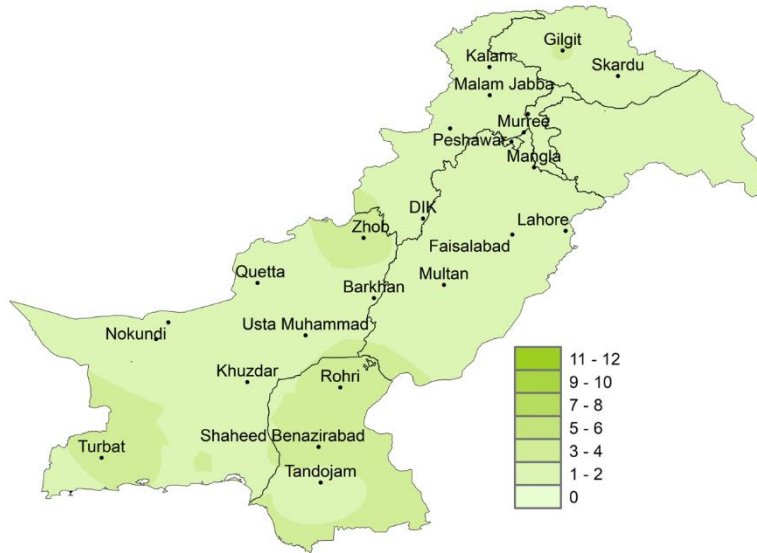


Figure 12: Mean Wind Speed 0300

**Mean Wind Speed (Knots) at 1700PST during the
Previous week (11th – 17th November 2024)**

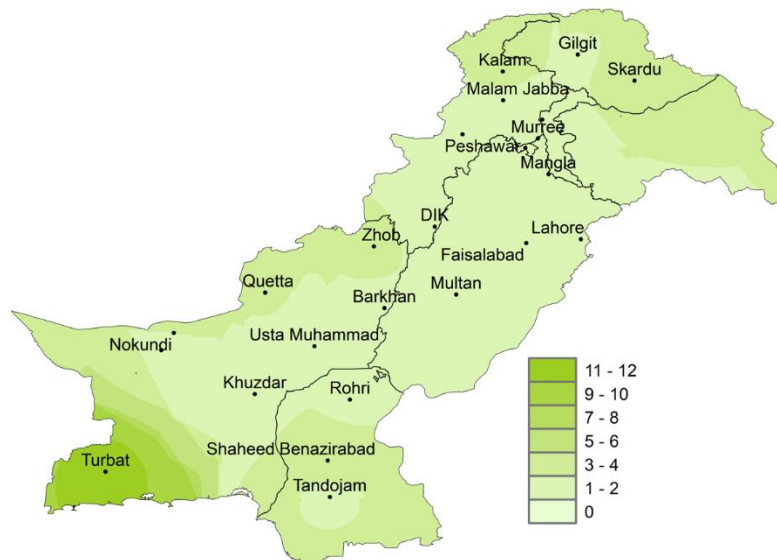
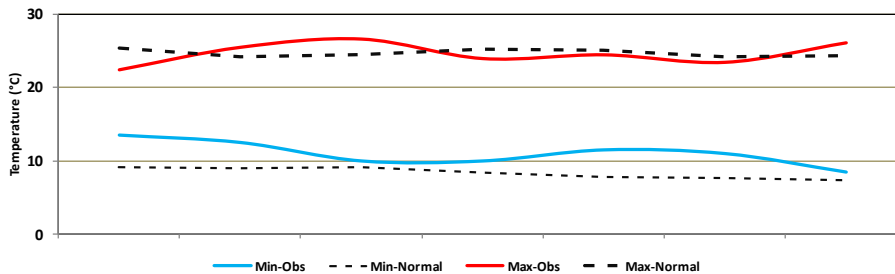


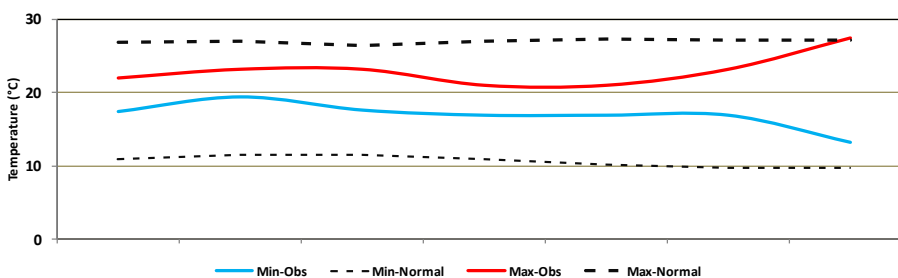
Figure 13: Mean Wind Speed 1700

Comparison of temperatures for RAMCs (Minimum & Maximum with normal) during the previous week (11th – 17th November 2024)

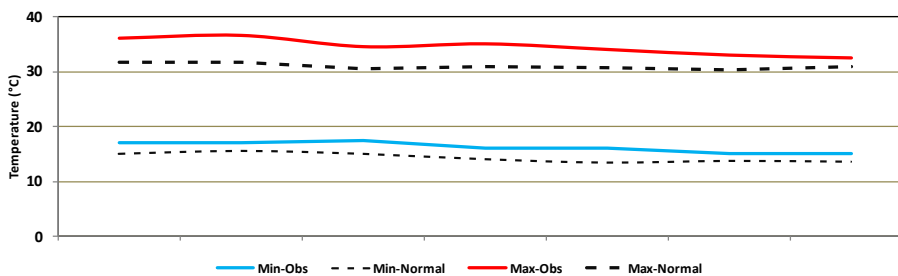
Rawalpindi (Min & Max Temperatures)



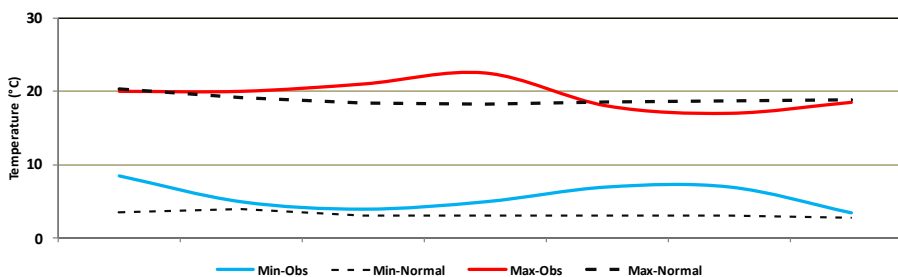
Faisalabad (Min & Max Temperatures)



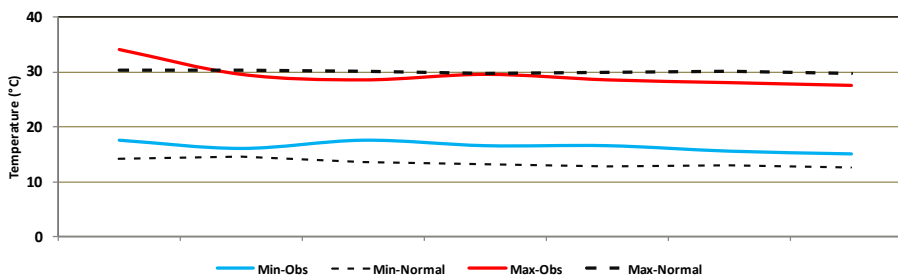
Tandojam (Min & Max Temperatures)



Quetta (Min & Max Temperatures)



Usta Muhammad (Min & Max Temperatures)



Weekly Weather Advisory for Farmers**(18th – 24th November 2024)**

Continental air is prevailing over most parts of the country.

MONDAY**18-11-2024**

Mainly dry and cold weather is expected in most parts of the country. Smog/fog is likely to prevail at isolated plain areas of Punjab during night.

TUESDAY**19-11-2024**

Mainly dry and cold weather is expected in most parts of the country. Smog/fog is likely to prevail at isolated plain areas of Punjab during night/morning.

WEDNESDAY**20-11-2024**

Mainly dry weather is expected in most parts of the country, while cold in upper parts. Smog/fog is likely to prevail in plain areas of Punjab.

THURSDAY**21-11-2024**

Mainly dry weather is expected in most parts of the country, while cold in upper parts. Cloudy weather with chances of isolated rain-wind/thunderstorm (snowfall over high mountains) is likely in northern areas of Khyber Pakhtunkhwa and Gilgit Baltistan. Smog/fog is likely to prevail in plain areas of Punjab.

FRIDAY**22-11-2024**

Mainly dry weather is expected in most parts of the country, while cold in upper parts. Cloudy weather with chances of isolated rain-wind/thunderstorm (snowfall over high mountains) is likely in northern areas of Khyber Pakhtunkhwa and Gilgit Baltistan. Smog/fog is likely to prevail in plain areas of Punjab.

SATURDAY**23-11-2024**

Mainly dry weather is expected in most parts of the country, while cold in upper parts. However, Chances of isolated rain-wind/thunderstorm (snowfall over high mountains) is likely in northern areas of Khyber Pakhtunkhwa, Potohar region, Kashmir and Gilgit Baltistan. Smog/fog is likely to prevail in plain areas of Punjab.

SUNDAY**24-11-2024**

Mainly dry weather is expected in most parts of the country, while cold in upper parts. However,

Chances of isolated rain-wind/thunderstorm (snowfall over high mountains) is likely in northern areas of Khyber Pakhtunkhwa, Potohar region, Kashmir and Gilgit Baltistan. Smog/fog is likely to prevail in plain areas of Punjab.

ADVISORY FOR FARMERS

- The farmers may plan field activities according to the PMD weather forecast.

National Weather Data of Selected Cities from (11th – 17th November 2024)

Stations	Maximum/Day Time Temperature (°C)		Growing Degree Days	Relative Humidity (%)	Rainfall (mm)	Cloudiness (Oktas) 0800 PST	Cloudiness (Oktas) 1700 PST	Wind Speed (Knots) 0800 PST	Wind Speed (Knots) 1700 PST
	Mean	Highest							
D.I. Khan	15.9	14.0	39.0	79	0.01	4.9	0.0	0.6	0.6
Faisalabad	17.0	13.3	35.1	88	0.00	0.0	0.0	0.3	0.0
Gawadar	18.4	17.0	78.3	65	0.00	1.0	0.9	0.0	10.0
Gilgit	7.2	3.5	0.0	61	1.40	5.6	6.3	2.0	1.7
Kalam	1.1	-3.0	0.0	60	100.30	5.1	6.6	0.0	3.7
Khuzdar	11.9	9.5	35.8	29	0.00	0.0	0.0	0.0	0.9
Lahore	16.4	14.7	36.6	84	0.00	9.0	0.0	0.9	0.0
Malam Jabba	4.4	3.0	0.0	70	41.00	4.9	4.3	1.1	0.6
Mangla	13.9	13.2	34.3	74	0.01	3.0	2.5	1.7	1.0
Multan (PBO)	17.1	13.8	41.7	85	0.00	9.0	0.0	0.6	0.6
Murree	7.5	5.5	0.0	66	12.00	2.9	2.7	2.0	1.0
Muzaffarabad	10.5	9.2	6.7	74	12.20	4.6	3.0	0.0	0.0
Sh. Ben. Abad	19.4	18.0	83.4	62	0.00	0.0	0.4	4.0	4.0
Peshawar	12.9	9.6	27.6	81	7.00	3.7	3.7	0.0	0.3
Quetta	5.7	3.5	53.5	39	0.00	0.8	2.0	0.6	2.4
Rawalpindi	11.0	18.0	19.9	78	0.81	2.6	3.4	0.0	0.3
Rohri	19.9	17.0	73.8	66	0.00	0.0	0.0	4.0	1.4
Skardu	2.5	-1.6	0.0	60	0.01	5.3	6.6	0.0	3.7
Tandojam	16.2	15.0	72.5	66	0.00	0.0	0.0	0.3	1.1
U.Muhammad	16.4	15.0	125.0	77	0.00	0.0	0.4	1.1	0.2
Zhob	10.9	7.0	18.8	31	0.00	0.3	1.0	2.9	2.9

*** Shows that data was not available.