

Weekly Weather and Crop Bulletin for Pakistan

NATIONAL AGROMET CENTRE
PAKISTAN METEOROLOGICAL
DEPARTMENT SECTOR H-8/2,
ISLAMABAD

Phone: +92-51-9250299
Email: dirnamc@yahoo.com

Rainfall Distribution (mm) during the Previous Week (18th – 24th November 2024)

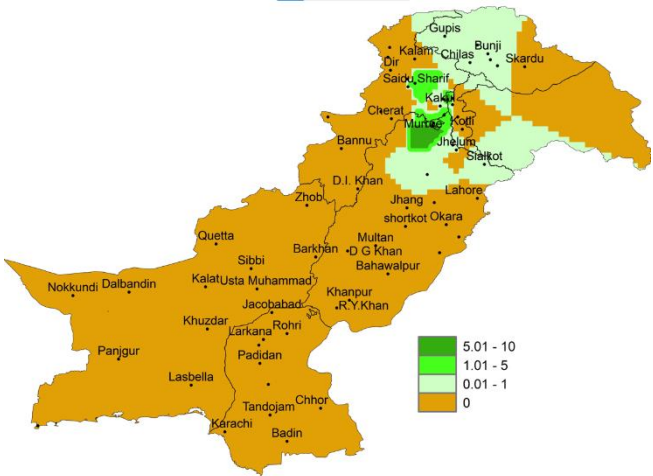


Figure 1: Rainfall.

Highlights of Past Weather (18th – 24th November 2024)

- Mainly dry weather prevailed in most parts of the country. Light to moderate rainfall was also reported from upper Khyber Pakhtunkhwa, upper Punjab, and Gilgit Baltistan.
- Above normal daily maximum temperatures were observed in most parts of the country.
- Above normal daily minimum temperatures were observed throughout the country.
- Normal to above normal mean daily temperatures were observed in most parts of the country.

Contents

Highlights of past weather	1
Past weather for Agri Plains	2-4
Crop progress	4
Agrometeorological parameters	
• Temperature	5-6
• R.H and GDD	7
• Cloudiness	8
• Wind speed	9
Comparison of temperatures for RAMCs during the previous week	10
Weather Outlook	11
Advisory for Farmers	11
National data for selected stations	12

Patron-in-Chief: Mahr Sahibzad Khan (Director General)
Editor-in-Chief: Asma Jawad Hashmi (Director)
Editor: Irshad Ali (Assistant Meteorologist)

Past Weather of Provinces
(18th – 24th November 2024)**Punjab**

Dry weather prevailed whereas light rain reported from upper parts of the province during the previous week. Weekly maximum and minimum temperatures recorded as 26.3°C & 11.7°C respectively. For the recent week on average 28.7 growing degree days were accumulated. Average relative humidity recorded as 64% and wind speed in the morning/evening recorded as 0.5/0.8 Knots. The highest rainfall was reported as 6.00 mm from Rawalpindi. However, the lowest minimum temperature was recorded as 4.5°C at Murree.

Baluchistan

Dry weather prevailed during the last week. Weekly maximum and minimum temperatures recorded as 27.6°C & 11.3°C respectively. For the recent week on average 0.5 growing degree days were accumulated. Average relative humidity recorded 36% and wind speed in the morning/evening recorded as 0.6/3.9 Knots. The lowest minimum temperature was recorded as 0.0°C at Kalat.

Khyber Pakhtunkhwa

Light to moderate rain reported in upper parts of the province during the previous week. Weekly maximum and minimum temperatures recorded as 21.1°C & 6.6°C respectively. For the recent week on average 6.8 growing degree days were accumulated. Average relative humidity recorded as 67% and wind speed in the morning/evening recorded as 0.8/0.7 Knots. Maximum rainfall was reported as 3.00 mm from Malam Jabba. However, the lowest minimum temperature recorded as -2.7°C at Kalam.

Sindh

Dry weather prevailed in the province during the previous week. Weekly maximum and minimum temperatures recorded as 27.6°C & 16.6°C respectively. For the recent week, on average 64.3 growing degree days were accumulated. Average relative humidity recorded as 62% and wind speed in the morning/evening recorded as 1.6/2.3 Knots.

The lowest minimum temperature recorded as 8.0°C at Larkana.

Gilgit-Baltistan and Azad Jammu & Kashmir

Light rain reported from Gilgit Baltistan and Kashmir during the previous week. Weekly maximum and minimum temperatures recorded as 17.2°C & 2.8°C respectively. For the recent week on average 1.1 growing degree days were accumulated. Average relative humidity recorded as 66%. and wind speed recorded in the morning/evening as 0.1/0.1. The highest rainfall was reported as 7.00 mm from Muzaffarabad. However, the lowest minimum temperature recorded as -4.8°C at Skardu.

Past Weather for Major Agricultural Plains**(18th – 24th November 2024)****Rawalpindi (Potohar region)**

Rainfall reported as 6.00 mm from Rawalpindi during the week; however, cloudiness in the morning/evening recorded 2.6/1.4 Oktas while average relative humidity observed as 70%. Mean minimum time temperature was recorded as 8.1°C and for the recent week 13.6 growing degree days were accumulated. Wind speed recorded in the morning/evening as 0.2/0.2 Knots. The lowest minimum temperature was recorded as 7.0°C.

Faisalabad (Central Punjab)

Dry weather reported from Faisalabad during the week; however, cloudiness in the morning/evening recorded as 1.0/0.0 Oktas while, average relative humidity observed as 67%. Mean minimum time temperature recorded 12.0°C & for the recent week 31.5 growing degree days accumulated. Wind speed recorded in the morning/evening as 0.0/0.3 Knots. The lowest minimum temperature was recorded as 10.5°C.

Tandojam (Lower Sindh)

Dry weather reported from Tandojam during the week; however, clear sky has been observed in the morning/evening while, average relative humidity observed as 66%. Mean minimum time temperature recorded as 14.8°C & for the recent week 62.8 growing degree days accumulated. Wind speed recorded in the morning/evening as 0.0/2.0 Knots. The lowest minimum temperature was recorded as 13.0°C.

Usta Muhammad (Eastern Baluchistan)

Dry weather reported from Usta Muhammad during the week; however, clear sky has been observed in the morning/evening while, average relative humidity observed as 69%. Mean minimum time temperature recorded as 12.9°C & for the recent week 110.3 growing degree days accumulated. Wind speed recorded in the morning/evening as 0.5/1.7 Knots. The lowest minimum temperature was recorded as 12.0°C.

Quetta (Northern Baluchistan)

Dry weather reported from Quetta during the week; however, however cloudiness in the morning/evening recorded as 0.3/1.0 Oktas while, average relative humidity observed as 37%. Mean minimum time temperature recorded as 4.8°C & for the recent week 49.3 growing degree days

accumulated. Wind speed recorded in the morning/evening as 0.9/3.3 Knots. The lowest minimum temperature was recorded as 3.5°C.

Past Weather for Sub-Regional Agricultural Plains (18th – 24th November 2024)**Multan**

Dry weather reported from Multan during the week; however, cloudiness in the morning/evening recorded as 0.0/0.3 Oktas while average relative humidity observed as 70%. Mean minimum time temperature recorded as 14.2°C & for the recent week 39.8 growing degree days accumulated. Wind speed recorded in the morning/evening as calm.

Lahore

Dry weather reported from Lahore during the week; cloudiness in the morning/evening recorded as 0.7/0.7 Oktas while average relative humidity observed as 66%. Mean minimum time temperature recorded as 12.2°C & for the recent week 27.4 growing degree days accumulated. Wind speed recorded in the morning/evening as 0.3/0.6 Knots.

Zhob

Dry weather reported from Zhob during the week; however, cloudiness in the morning/evening recorded as 0.0/0.3 Oktas while, Average relative humidity observed as 31%. Mean minimum time temperature recorded as 6.4°C & for the recent week 0.5 growing degree days accumulated. Wind speed recorded in the morning/evening as 1.3/2.3 Knots.

Murree

Rainfall reported as 2.50 mm from Murree during the week; however, cloudiness in the morning/evening recorded as 1.6/0.6 Oktas while, average relative humidity observed as 55%. Mean minimum time temperature recorded as 5.3°C. Wind speed recorded in the morning/evening as 1.1/1.7 Knots.

D.I. Khan

Dry weather reported from D.I. Khan during the week; however, clear sky has been observed in the morning/evening. Average relative humidity observed as 65%. Mean minimum time temperature recorded as 13.1°C & for the recent week 36.4 growing degree days accumulated. Wind speed recorded in the morning/evening as 0.9/0.9 Knots.

Peshawar

Dry weather reported from Peshawar during the week; however, cloudiness in the morning/evening recorded as 0.7/1.7 Oktas while, average relative humidity observed as 74%. Mean minimum time temperature was recorded as 8.3°C & for the recent week 12.8 growing degree days accumulated. Wind speed recorded in the morning/evening as 0.0/0.6 Knots.

Kalam

Dry weather reported from Kalam during the week; however, cloudiness in the morning/evening recorded as 0.6/3.7 Oktas while, average relative humidity observed as 63%. Mean minimum time temperature recorded as -0.7°C. Wind speed recorded in the morning/evening as calm.

Gilgit

Rainfall reported as 0.10 mm from Gilgit during the week, cloudiness in the morning/evening recorded as 4.4/3.3 Oktas while, average relative humidity observed as 65%. Mean minimum time temperature recorded as 0.6°C. Wind speed recorded in the morning/evening as calm.

Skardu

Dry weather reported from Skardu during the week; however, cloudiness in the morning/evening recorded as 2.7/3.7 Oktas while, average relative humidity observed as 63%. Mean minimum time temperature recorded as -3.6°C. Wind speed recorded in the morning/evening as 0.3/0.0 Knots.

**Crop Situation for Major Agricultural Plains
(Based on data from Regional Agromet Centers)****Potohar Region (Rawalpindi)**

There is presently no crop grown in the fields of RAMC Rawalpindi.

Central Punjab (Faisalabad)

Wheat crop is sown in the fields of RAMC Faisalabad. Date of sowing 25-11-2024. Phonological Stage: Sowing. Condition: Very good.

Lower Sindh (Tandojam)

Rice crop is sown in the fields of RAMC Tandojam. Date of sowing 14-11-2024. Phonological Stage: Germination.

Northern Baluchistan (Quetta)

No crop in the fields of RAMC Quetta.

Eastern Baluchistan (Usta Muhammad)

Rice crop is sown in the fields of RAMC Usta Muhammad. Date of sowing 01-06-2024. Phonological Stage: Full Maturity. Condition: *Good*.

Actual & Departure of Maximum temperature (°C) for the Previous week (18th – 24th November 2024)

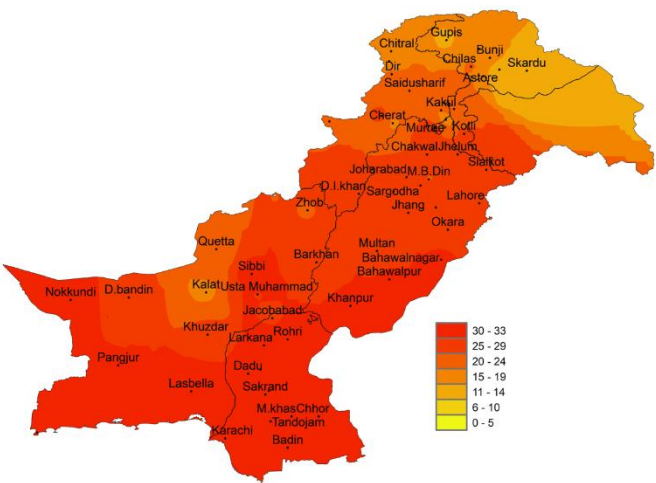


Figure 2: Actual Maximum temperature.

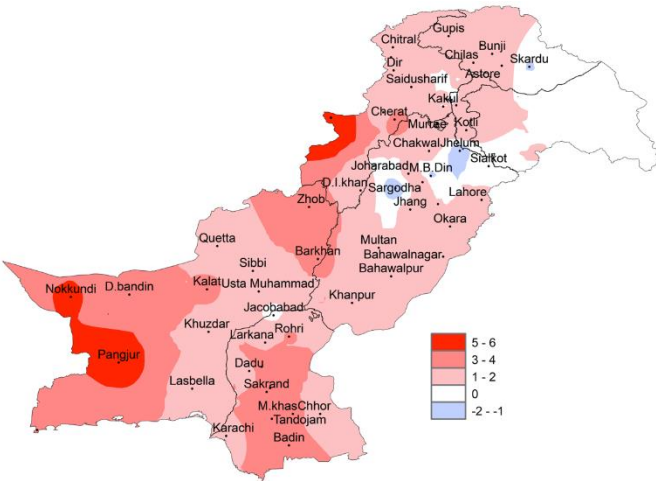


Figure 3: Departure of Maximum temperature.

Actual & Departure of Mean temperature (°C) for the Previous week (18th – 24th November 2024)

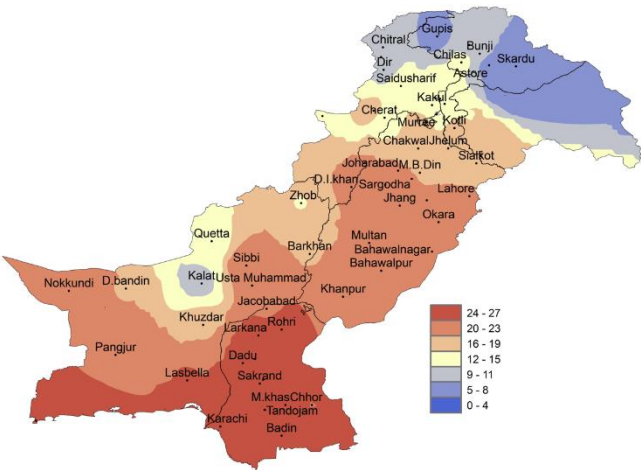


Figure 5: Actual Mean temperature.

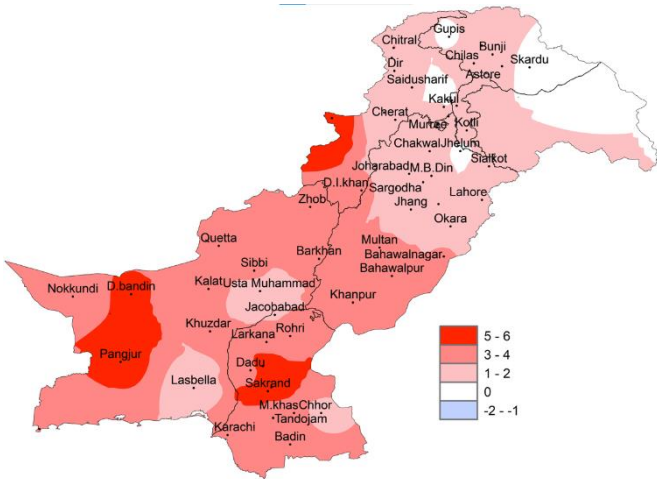


Figure 4: Departure of Mean temperature.

Actual Minimum temperature (°C) during the
Previous week (18th – 24th November 2024)

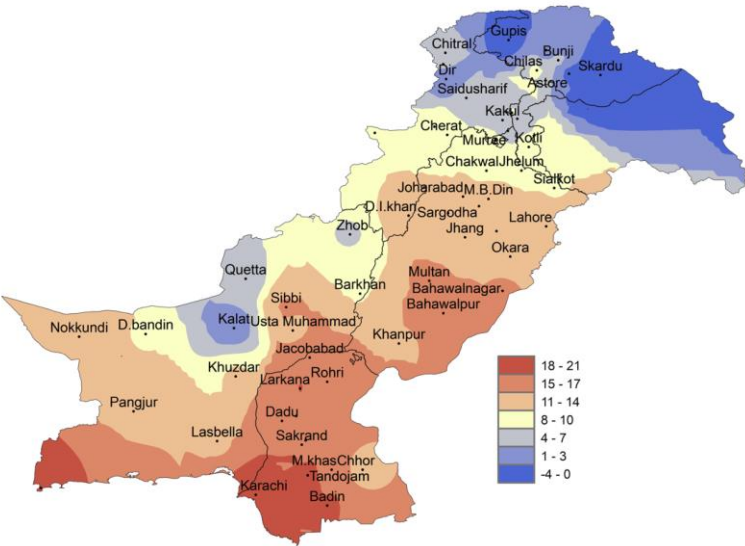


Figure 6: Actual Minimum temperature.

Departure of Minimum temperature (°C) during the
Previous week (18th – 24th November 2024)

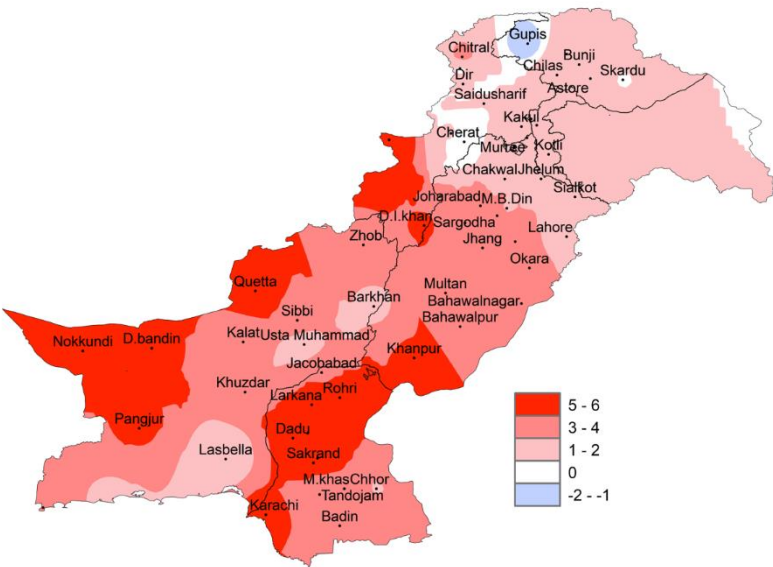


Figure 7: Departure of Minimum temperature.

Mean Relative Humidity (%) during the
Previous week (18th – 24th November 2024)

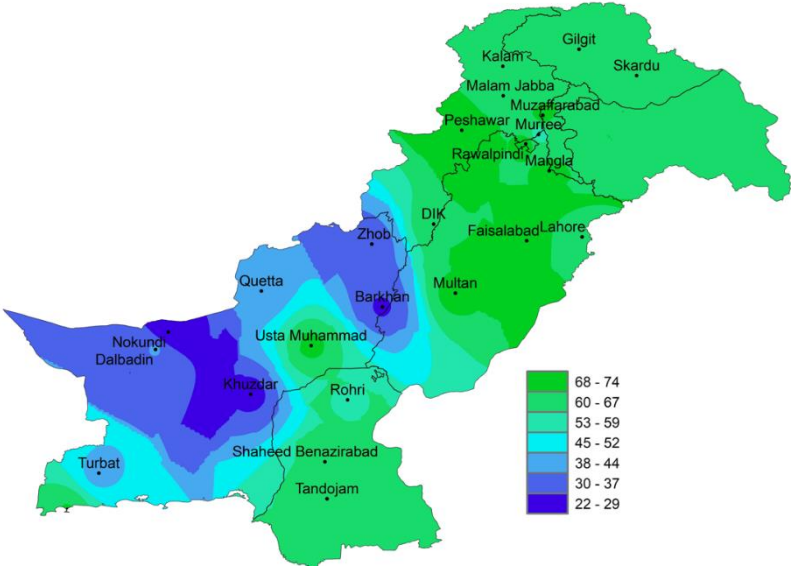


Figure 8: Relative Humidity

Total Growing Degree Days accumulated during the
Previous week (18th – 24th November 2024)

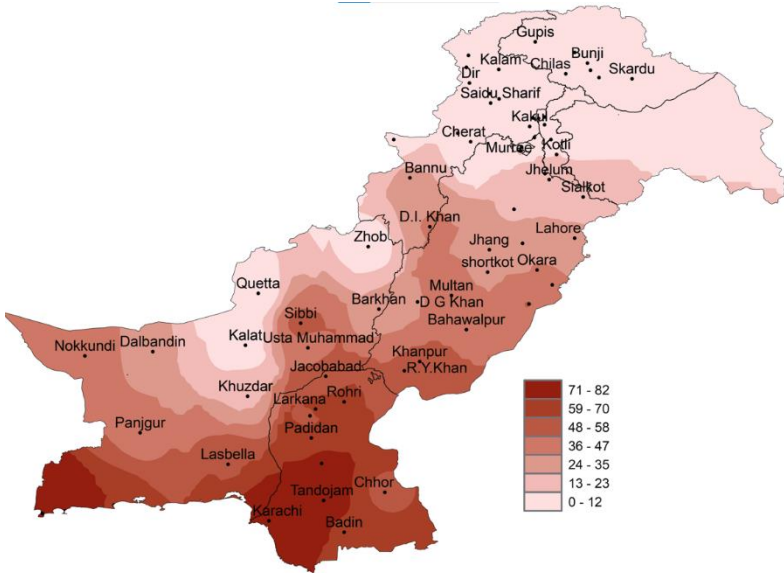


Figure 9: Growing Degree Days

Mean Cloudiness (Octas) at 0800PST during the
Previous week (18th – 24th November 2024)

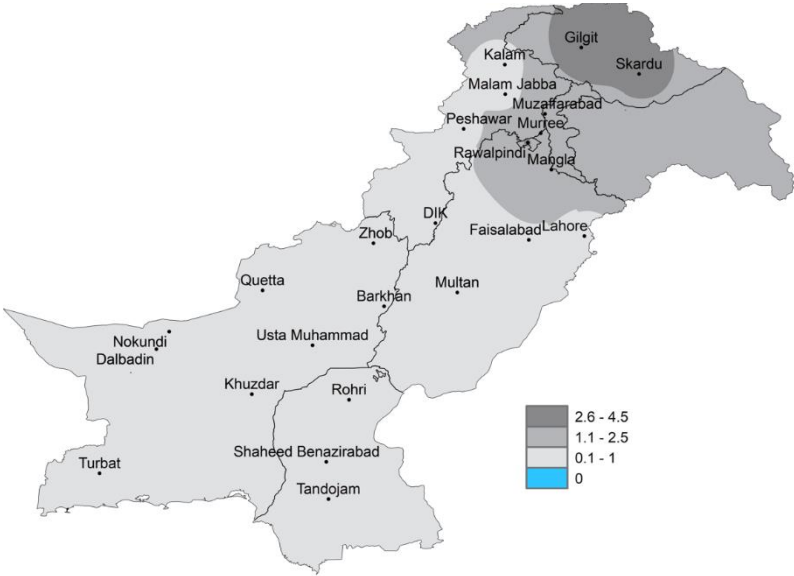


Figure 10: Mean Cloudiness at 0800

Mean Cloudiness (Octas) at 1700PST during the
Previous week (18th – 24th November 2024)

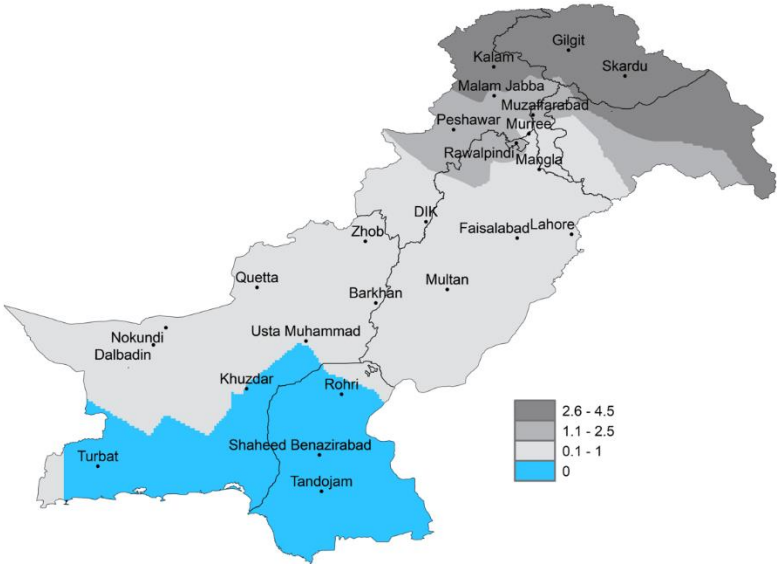


Figure 11: Mean Cloudiness at 1700

Mean Wind Speed (Knots) at 0800PST during the
Previous week (18th – 24th November 2024)

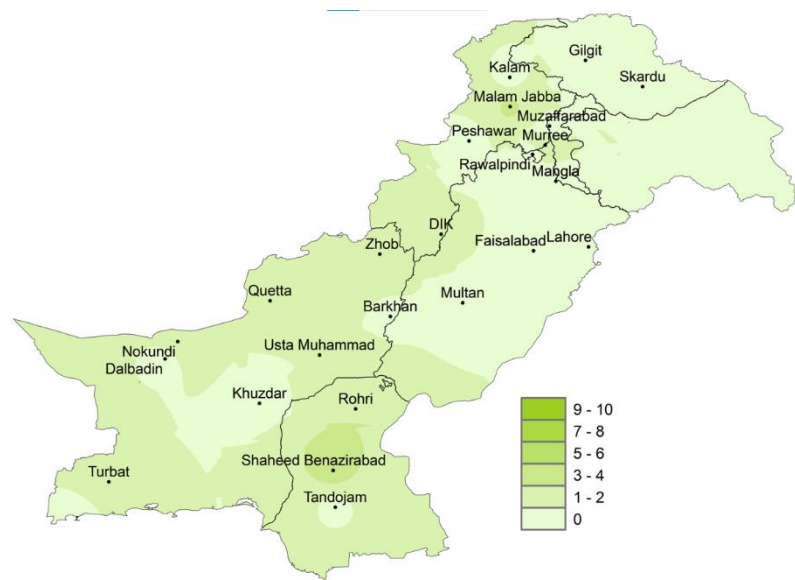


Figure 12: Mean Wind Speed 0300

Mean Wind Speed (Knots) at 1700PST during the
Previous week (18th – 24th November 2024)

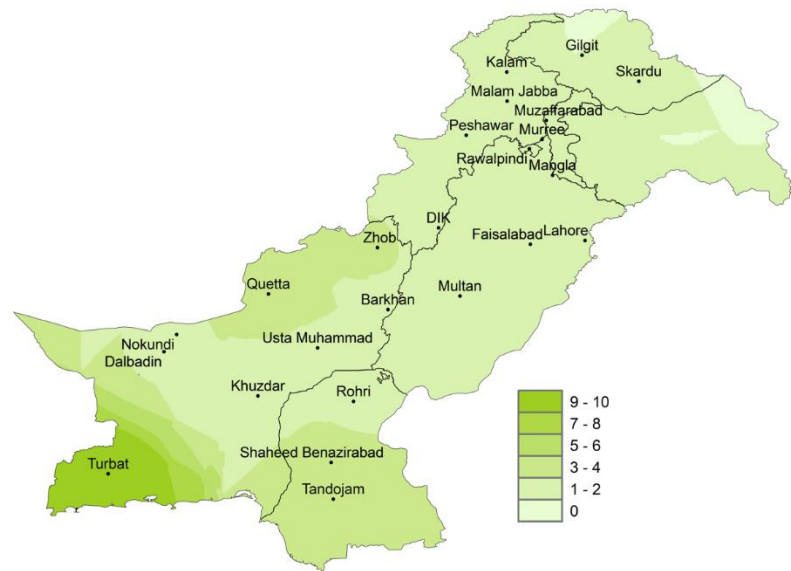
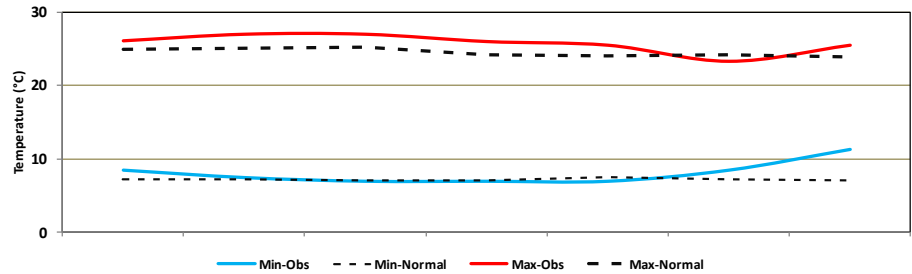


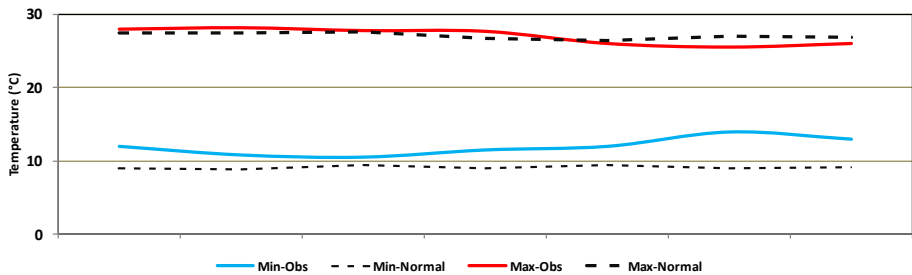
Figure 13: Mean Wind Speed 1700

Comparison of temperatures for RAMCs (Minimum & Maximum with normal)
during the previous week (18th – 24th November 2024)

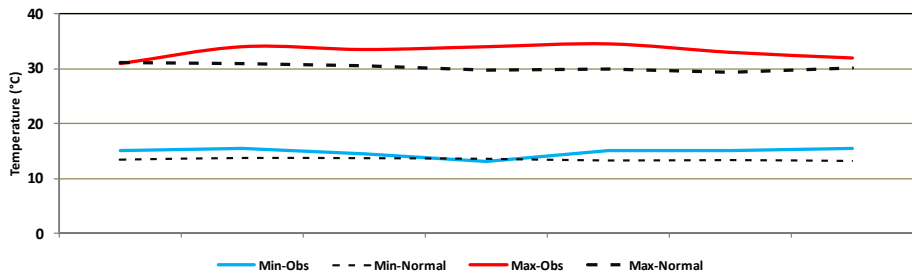
Rawalpindi (Min & Max Temperatures)



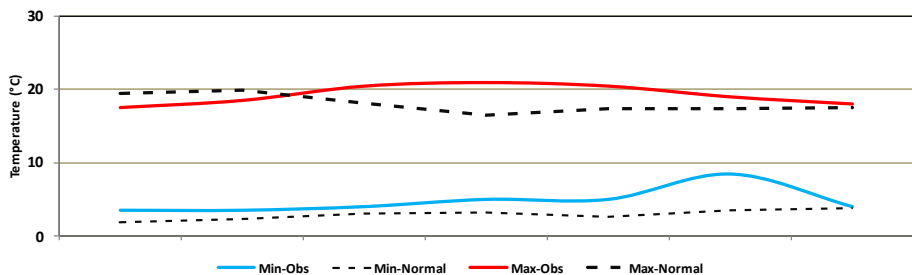
Faisalabad (Min & Max Temperatures)



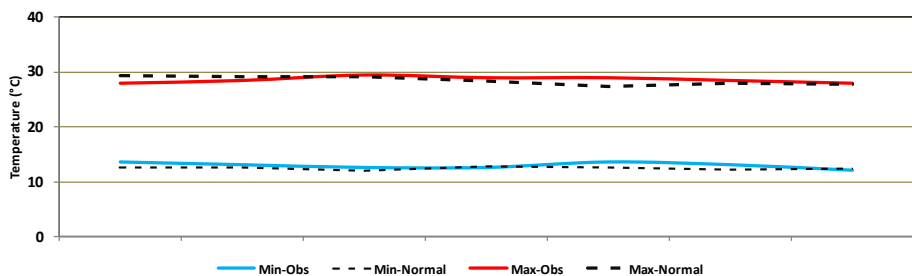
Tandojam (Min & Max Temperatures)



Quetta (Min & Max Temperatures)



Usta Muhammad (Min & Max Temperatures)



Weekly Weather Advisory for Farmers**(18th – 24th November 2024)**

Continental air is prevailing over most parts of the country.

MONDAY**25-11-2024**

Cold and dry weather is expected in most parts of the country. Smog/fog (in patches) is likely to prevail in plain areas of Punjab and upper Sindh during morning/night.

TUESDAY**26-11-2024**

Cold and dry weather is expected in most parts of the country. Smog/fog (in patches) is likely to prevail in plain areas of Punjab and upper Sindh during morning/night.

WEDNESDAY**2-11-2024**

Mainly dry weather is expected in most parts of the country, while cold in upper parts. However, Smog/fog is likely to prevail in plain areas of Punjab and upper Sindh.

THURSDAY**28-11-2024**

Mainly dry weather is expected in most parts of the country, while cold in upper parts. However, partly cloudy with light rain likely at isolated places in north-western parts of Balochistan. Smog/fog is likely to prevail in plain areas of Punjab and upper Sindh.

FRIDAY**29-11-2024**

Rain-wind/thunderstorm (light snowfall over mountain) is likely at isolated places in upper Khyber Pakhtunkhwa, Gilgit Baltistan, Kashmir and North Balochistan. However, dry weather is expected in other parts of the country, while cold in upper parts. Smog/fog is likely to prevail in plain areas of Punjab and upper Sindh.

SATURDAY**30-11-2024**

Mainly dry weather is expected in most parts of the country, while cold in upper parts. However, rain-wind/thunderstorm (light snowfall over mountain) is likely at isolated places in Kashmir and Gilgit Baltistan. Smog/fog is likely to prevail in plain areas of Punjab and upper Sindh.

SUNDAY**01-12-2024**

Mainly dry weather is expected in most parts of the country, while cold in upper parts. However, rain-wind/thunderstorm (light snowfall over mountain) is likely at isolated places in Kashmir and Gilgit Baltistan. Smog/fog is likely to prevail in plain areas of Punjab and upper Sindh.

ADVISORY FOR FARMERS

- The farmers may plan field activities according to the PMD weather forecast.

National Weather Data of Selected Cities from (18th – 24th November 2024)

Stations	Maximum/Day Time Temperature (°C)		Growing Degree Days	Relative Humidity (%)	Rainfall (mm)	Cloudiness (Oktas) 0800 PST	Cloudiness (Oktas) 1700 PST	Wind Speed (Knots) 0800 PST	Wind Speed (Knots) 1700 PST
	Mean	Highest							
D.I. Khan	13.1	12.5	36.4	65	0.00	0.0	0.0	0.9	0.9
Faisalabad	12.0	10.5	31.5	67	0.00	1.0	0.0	0.0	0.3
Gawadar	18.3	17.5	73.5	67	0.00	0.0	0.0	0.0	10.0
Gilgit	0.6	-1.0	0.0	65	0.10	4.4	3.3	0.0	0.0
Kalam	-0.7	-2.7	0.0	63	0.00	0.6	3.7	0.0	0.0
Khuzdar	10.8	9.0	21.3	27	0.00	0.0	0.0	0.0	0.3
Lahore	12.2	11.2	27.4	66	0.00	0.7	0.7	0.3	0.6
Malam Jabba	3.1	2.0	0.0	60	3.00	0.6	2.4	2.3	0.6
Mangla	9.0	7.2	17.8	68	0.10	1.1	0.4	0.0	0.0
Multan (PBO)	14.2	13.7	39.8	70	0.00	0.0	0.3	0.0	0.0
Murree	5.3	4.5	0.0	55	2.50	1.6	0.6	1.1	1.7
Muzaffarabad	7.7	7.0	0.0	69	7.00	1.6	1.1	0.0	0.3
Sh. Ben. Abad	16.7	16.0	75.3	62	0.00	0.0	0.0	2.7	4.0
Peshawar	8.3	7.4	12.8	74	0.00	0.7	1.7	0.0	0.6
Quetta	4.8	3.5	49.3	37	0.00	0.3	1.0	0.9	3.3
Rawalpindi	8.1	18.0	13.6	70	6.00	2.6	1.4	0.2	0.2
Rohri	16.8	16.0	60.8	58	0.00	0.0	0.0	2.0	0.9
Skardu	-3.6	-4.8	0.0	63	0.00	2.7	3.7	0.3	0.0
Tandojam	14.8	13.0	62.8	66	0.00	0.0	0.0	0.0	2.0
U.Muhammad	12.9	12.0	110.3	69	0.00	0.0	0.0	0.5	1.7
Zhob	6.4	5.0	0.5	31	0.00	0.0	0.3	1.3	2.3

*** Shows that data was not available.