

# Weekly Weather and Crop Bulletin for Pakistan

NATIONAL AGROMET CENTRE  
 PAKISTAN METEOROLOGICAL  
 DEPARTMENT SECTOR H-8/2,  
 ISLAMABAD

Phone: +92-51-9250299  
 Email: [dirnamc@yahoo.com](mailto:dirnamc@yahoo.com)

Rainfall Distribution (mm) during the Previous Week (27<sup>th</sup> October – 03<sup>rd</sup> November 2024)

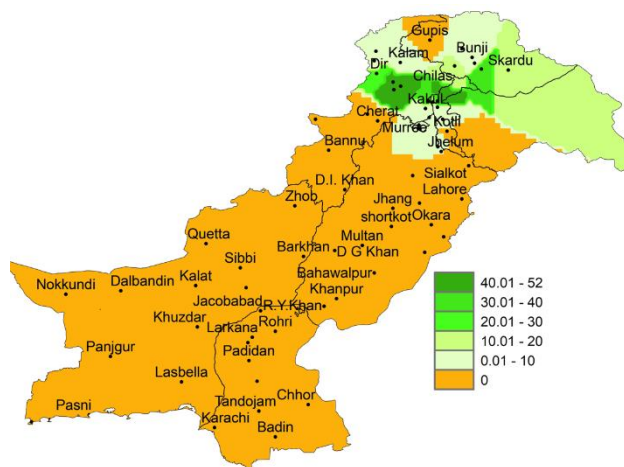


Figure 1: Rainfall.

## Contents

Highlights of past weather	1
Past weather for Agri Plains	2-4
Crop progress	4
Agrometeorological parameters	
• Temperature	5-6
• R.H and GDD	7
• Cloudiness	8
• Wind speed	9
Comparison of temperatures for RAMCs during the previous week	10
Weather Outlook	11
Advisory for Farmers	11
National data for selected stations	12

## Highlights of Past Weather (27<sup>th</sup> October – 03<sup>rd</sup> November 2024)

- Dry weather prevailed in most parts of the country, while hot in Sindh. Light to moderate rainfall was also reported from upper Khyber Pakhtunkhwa, Gilgit Baltistan, Potohar region (Punjab) and Kashmir.
- Above normal daily maximum temperatures were observed in the country whereas normal to below normal temperatures in Gilgit Baltistan.
- Above normal daily minimum temperatures were observed in the country whereas isolated normal from southeast Balochistan.
- Normal to above normal mean daily temperatures were observed in most parts of the country.

**Patron-in-Chief:** Mahr Sahibzad Khan (Director General)

**Editor-in-Chief:** Asma Jawad Hashmi (Director)

**Editor:** Irshad Ali (Assistant Meteorologist)

## **Past Weather of Provinces** **(27<sup>th</sup> October – 03<sup>rd</sup> November 2024)**

### **Punjab**

Light rain was reported from Potohar region of the province during the previous week. Weekly maximum and minimum temperatures recorded as 32.7°C & 18.2°C respectively. For the recent week on average 73.3 growing degree days were accumulated. Average relative humidity recorded as 61% and wind speed in the morning/evening recorded as 1.0/0.6 Knots. Maximum rainfall was reported as 9.20 mm from Islamabad. However, the lowest minimum temperature was recorded as 8.0°C at Minimum.

### **Baluchistan**

Dry weather was reported from the province during the previous week. Weekly maximum and minimum temperatures recorded as 32.1°C & 16.1°C respectively. For the recent week on average 49.0 growing degree days were accumulated. Average relative humidity recorded 34% and wind speed in the morning/evening recorded as 0.9/3.8 Knots. The lowest minimum temperature was recorded as 5.0°C at Kalat.

### **Khyber Pakhtunkhwa**

Light to moderate rain was reported from upper parts of the province during the previous week. Weekly maximum and minimum temperatures recorded as 26.8°C & 12.4°C respectively. For the recent week on average 34.0 growing degree days were accumulated. Average relative humidity recorded as 65% and wind speed in the morning/evening recorded as 1.1/1.4 Knots. Maximum rainfall was reported as 52.00 mm from Malam Jabba. However, the lowest minimum temperature recorded as 4.0°C at Kalam.

### **Sindh**

Hot and dry weather was reported from the province during the previous week. Weekly maximum and minimum temperatures recorded as 32.1°C & 22.8°C respectively. For the recent week, on average 103.3 growing degree days were accumulated. Average relative humidity recorded as

58% and wind speed in the morning/evening recorded as 1.2/2.9 Knots. The lowest minimum temperature recorded as 17.5°C at Mithi.

### **Gilgit-Baltistan and Azad Jammu & Kashmir**

Light to moderate rain was reported from Gilgit Baltistan and light rain from Kashmir during the previous week. Weekly maximum and minimum temperatures recorded as 22.5°C & 8.6°C respectively. For the recent week on average 14.3 growing degree days were accumulated. Average relative humidity recorded as 67%. and wind speed recorded in the morning/evening as 0.7/1.3. The highest rainfall was reported as 35.60 mm from Astore. However, the lowest minimum temperature recorded as 0.3°C at Skardu.

**Past Weather for Major Agricultural Plains****(27<sup>th</sup> October – 03<sup>rd</sup> November 2024)****Rawalpindi (Potohar region)**

Rainfall reported as 1.30 mm from Rawalpindi during the week; however, cloudiness in the morning/evening recorded 2.4/1.9 Oktas while average relative humidity observed as 66%. Mean minimum time temperature was recorded as 13.2°C and for the recent week 49.0 growing degree days were accumulated. Wind speed recorded in the morning/evening as calm. The lowest minimum temperature was recorded as 10.5°C.

**Faisalabad (Central Punjab)**

Dry weather reported from Faisalabad during the week; however, cloudiness in the morning/evening recorded 0.0/0.3 Oktas while, average relative humidity observed as 61%. Mean minimum time temperature recorded 19.4°C & for the recent week 81.9 growing degree days accumulated. Wind speed recorded in the morning/evening as 0.9/0.9 Knots. The lowest minimum temperature was recorded as 16.0°C.

**Tandojam (Lower Sindh)**

Dry weather reported from Tandojam during the week; however, clear sky has been observed in the morning/evening while, average relative humidity observed as 65%. Mean minimum time temperature recorded as 20.0°C & for the recent week 99.5 growing degree days accumulated. Wind speed recorded in the morning/evening as 0.6/2.6 Knots. The lowest minimum temperature was recorded as 18.0°C.

**Usta Muhammad (Eastern Baluchistan)**

Dry weather reported from Usta Muhammad during the week; however, clear sky has been observed in the morning/evening while, average relative humidity observed as 60%. Mean minimum time temperature recorded as 18.6°C & for the recent week 152.0 growing degree days accumulated. Wind speed recorded in the morning/evening as 0.8/1.1 Knots. The lowest minimum temperature was recorded as 16.5°C.

**Quetta (Northern Baluchistan)**

Dry weather reported from Quetta during the week; however, cloudiness in the morning/evening recorded as 0.6/0.0 Oktas while, average relative humidity observed as 31%. Mean minimum time temperature recorded as 9.9°C & for the recent week 83.1 growing degree days accumulated. Wind speed recorded in the morning/evening as 1.2/3.6

Knots. The lowest minimum temperature was recorded as 8.0°C.

**Past Weather for Sub-Regional Agricultural Plains (27<sup>th</sup> October – 03<sup>rd</sup> November 2024)****Multan**

Dry weather reported from Multan during the week; however, clear sky has been observed in the morning/evening while, average relative humidity observed as 63%. Mean minimum time temperature recorded as 20.1°C & for the recent week 84.0 growing degree days accumulated. Wind speed recorded in the morning/evening as 0.0/0.6 Knots.

**Lahore**

Dry weather reported from Lahore during the week; cloudiness in the morning/evening recorded as 0.3/0.6 Oktas, average relative humidity observed as 61%. Mean minimum time temperature recorded as 19.6°C & for the recent week 76.4 growing degree days accumulated. Wind speed recorded in the morning/evening as 0.0/0.3 Knots.

**Zhob**

Dry weather reported from Zhob during the week; however, cloudiness in the morning/evening recorded as 0.0/1.1 Oktas. Average relative humidity observed as 38%. Mean minimum time temperature recorded as 13.6 °C & for the recent week 49.0 growing degree days accumulated. Wind speed recorded in the morning/evening as 2.0/2.0 Knots.

**Murree**

Rainfall reported as 7.00 mm from Murree during the week; however, cloudiness in the morning/evening recorded as 2.1/1.9 Oktas while, average relative humidity observed as 58%. Mean minimum time temperature recorded as 10.3°C & for the recent week 6.1 growing degree days accumulated. Wind speed recorded in the morning/evening as 2.9/0.9 Knots.

**D.I. Khan**

Dry weather reported from D.I. Khan during the week; however, cloudiness in the morning/evening recorded as 0.6/0.0 Oktas. Average relative humidity observed as 65%. Mean minimum time temperature recorded as 20.2°C & for the recent week 84.3 growing degree days accumulated. Wind speed recorded in the morning/evening as 1.4/1.4 Knots.

**Peshawar**

Dry weather reported from Peshawar during the week; however, cloudiness in the morning/evening recorded as 2.6/2.6 Oktas while, average relative humidity observed as 71%. Mean minimum time temperature was recorded as 15.4°C & for the recent week 55.5 growing degree days accumulated. Wind speed recorded in the morning/evening as 0.0/0.3 Knots.

**Kalam**

Rainfall reported as 6.00 mm from Kalam during the week; however, cloudiness in the morning/evening recorded as 1.9/4.7 Oktas while, average relative humidity observed as 68%. Mean minimum time temperature recorded as 5.2°C. Wind speed recorded in the morning/evening as calm.

**Gilgit**

Rainfall reported as 3.81 mm from Gilgit during the week, cloudiness in the morning/evening recorded as 2.6/3.6 Oktas while, average relative humidity observed as 67%. Mean minimum time temperature recorded as 7.0°C & for the recent week 3.8 growing degree days accumulated. Wind speed recorded in the morning/evening as 0.6/2.3 Knots.

**Skardu**

Rainfall reported as 17.80 mm from Skardu during the week; however, cloudiness in the morning/evening recorded as 4.1/4.7 Oktas while, average relative humidity observed as 68%. Mean minimum time temperature recorded as 2.7°C. Wind speed recorded in the morning/evening as calm.

**Crop Situation for Major Agricultural Plains  
(Based on data from Regional Agromet Centers)****Potohar Region (Rawalpindi)**

There is presently no crop grown in the fields of RAMC Rawalpindi.

**Central Punjab (Faisalabad)**

Cotton crops are sown in the fields of RAMC Faisalabad. Date of sowing 23-04-2024. Phonological Stage: Harvested. Condition: *Very Good*.

**Lower Sindh (Tandojam)**

Cotton crops are sown in the fields of RAMC Tandojam. Date of sowing 14-05-2024. Phonological Stage: Harvested on 25-10-2024.

**Northern Baluchistan (Quetta)**

Wheat crops are sown in the fields of RAMC Quetta. Date of sowing 22-11-2023. Phonological Stage: Harvested.

**Eastern Baluchistan (Usta Muhammad)**

Rice crop is sown in the fields of RAMC Usta Muhammad. Date of sowing 01-06-2024. Phonological Stage: Wax Maturity. Condition: *Good*.

**Actual & Departure of Maximum temperature (°C) for the Previous week (27<sup>th</sup> October – 03<sup>rd</sup> November 2024)**

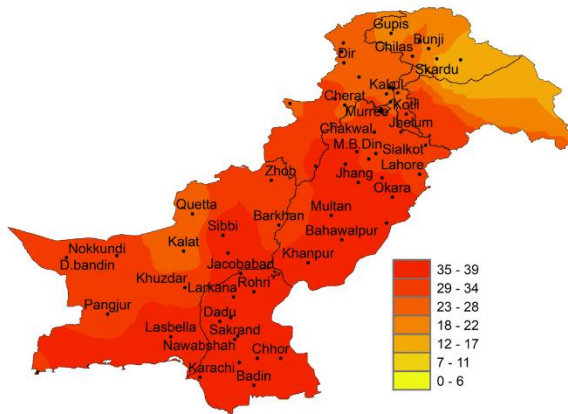


Figure 2: Actual Maximum temperature.

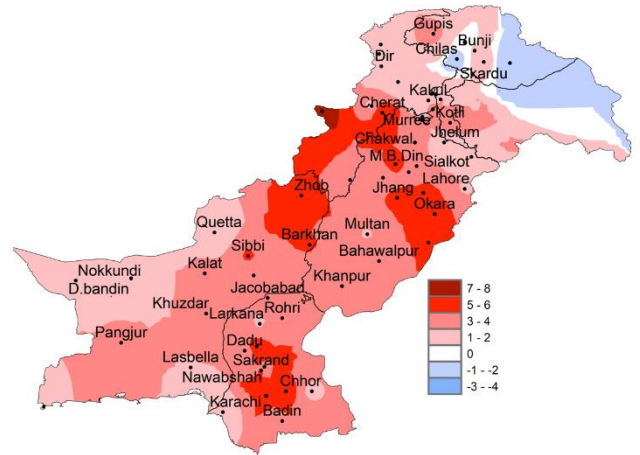


Figure 3: Departure of Maximum temperature.

**Actual & Departure of Mean temperature (°C) for the Previous week (27<sup>th</sup> October – 03<sup>rd</sup> November 2024)**

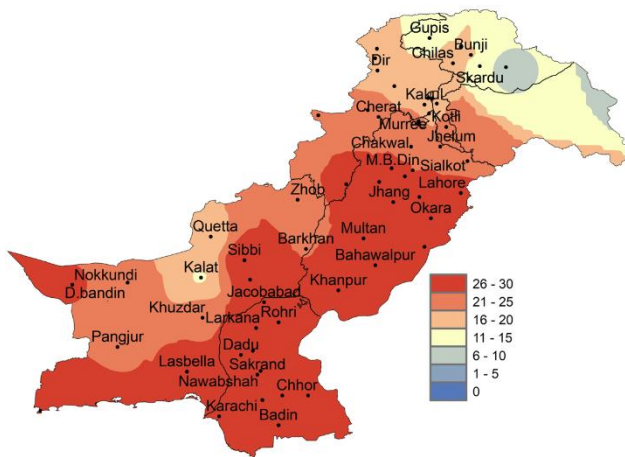


Figure 5: Actual Mean temperature.

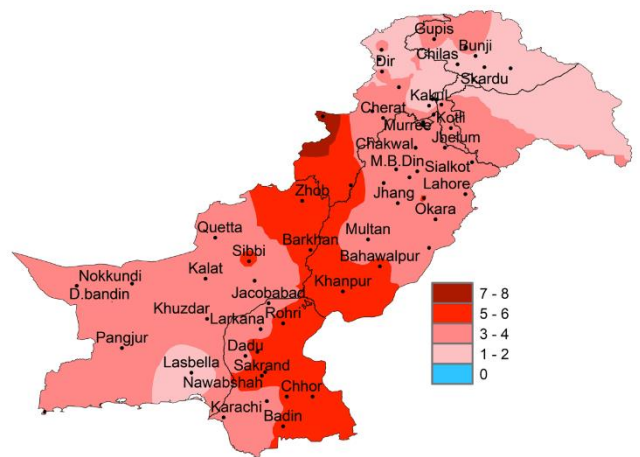


Figure 4: Departure of Mean temperature.

**Actual Minimum temperature (°C) during the Previous week (27<sup>th</sup> October – 03<sup>rd</sup> November 2024)**

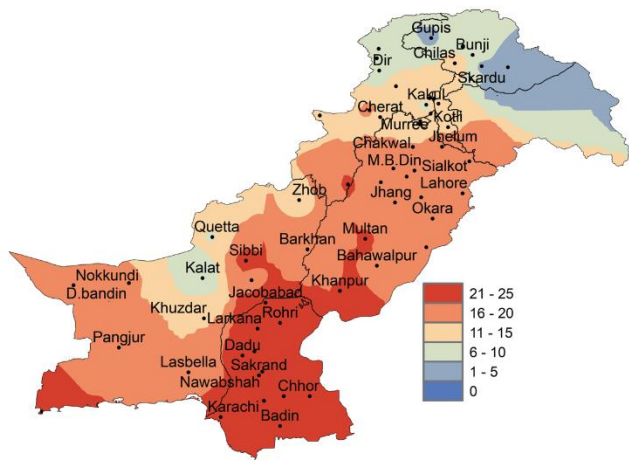


Figure 6: Actual Minimum temperature.

**Departure of Minimum temperature (°C) during the Previous week (27<sup>th</sup> October – 03<sup>rd</sup> November 2024)**

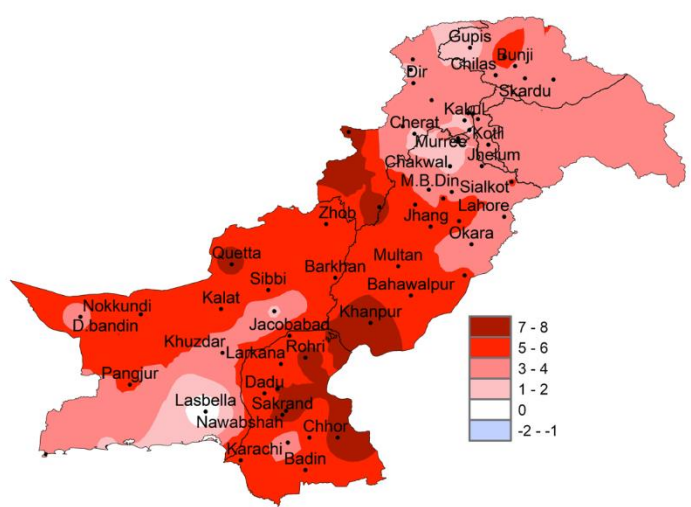


Figure 7: Departure of Minimum temperature.

**Mean Relative Humidity (%) during the  
Previous week (27<sup>th</sup> October – 03<sup>rd</sup> November 2024)**

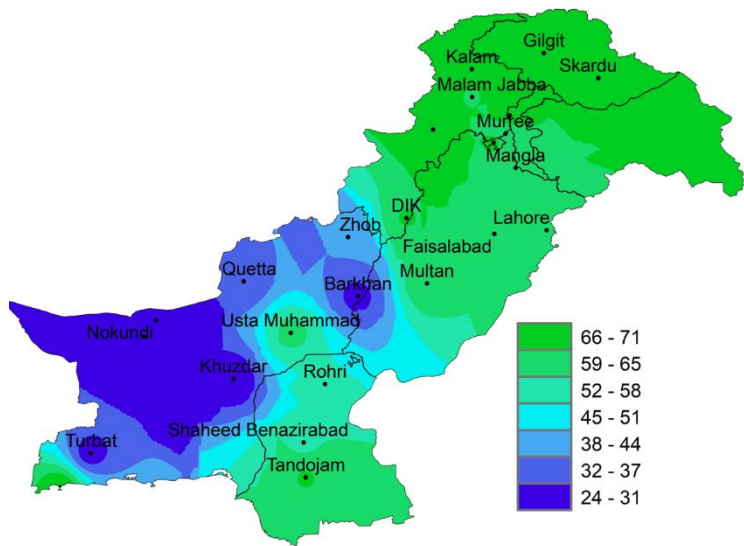


Figure 8: Relative Humidity

**Total Growing Degree Days accumulated during the  
Previous week (27<sup>th</sup> October – 03<sup>rd</sup> November 2024)**

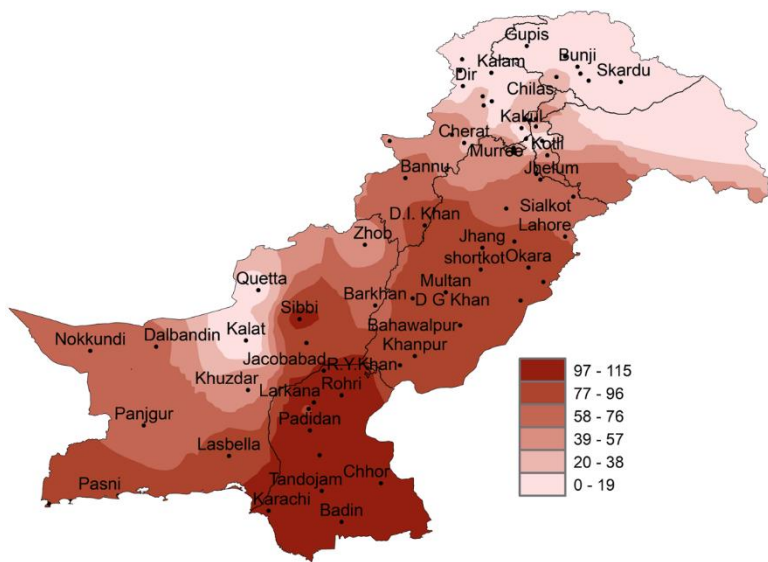


Figure 9: Growing Degree Days

Mean Cloudiness (Octas) at 0800PST during the Previous week (27<sup>th</sup> October – 03<sup>rd</sup> November 2024)

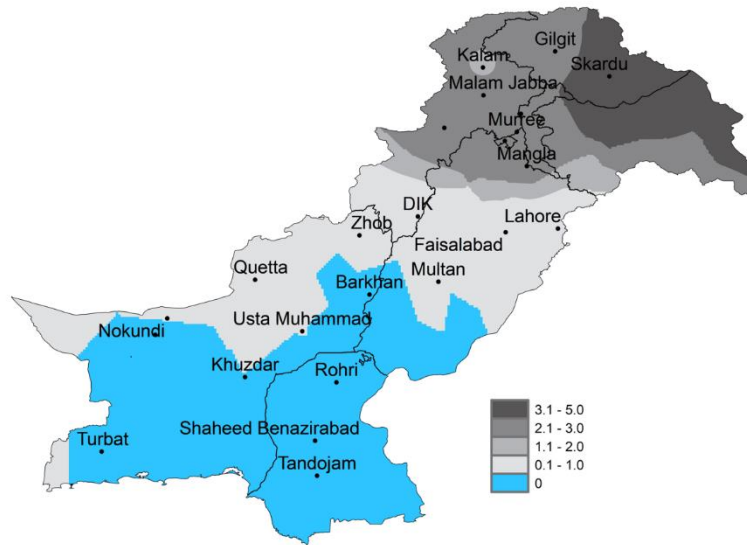


Figure 10: Mean Cloudiness at 0800

Mean Cloudiness (Octas) at 1700PST during the Previous week (27<sup>th</sup> October – 03<sup>rd</sup> November 2024)

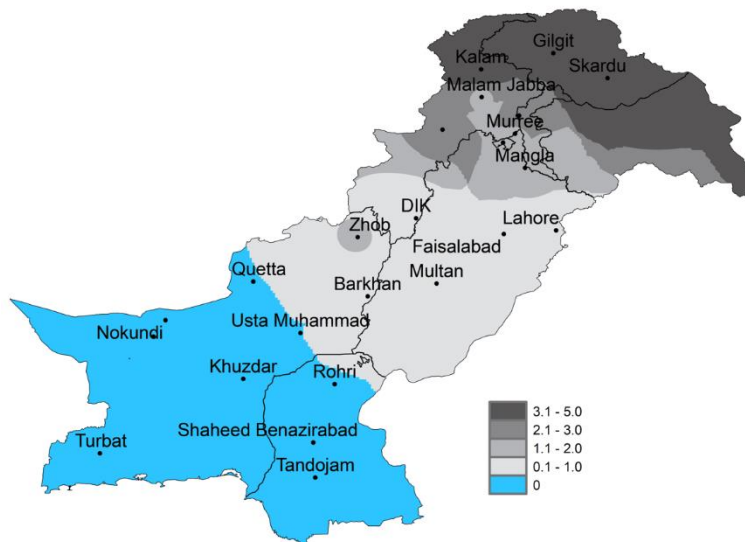


Figure 11: Mean Cloudiness at 1700



**Mean Wind Speed (Knots) at 0800PST during the  
Previous week (27<sup>th</sup> October – 03<sup>rd</sup> November 2024)**

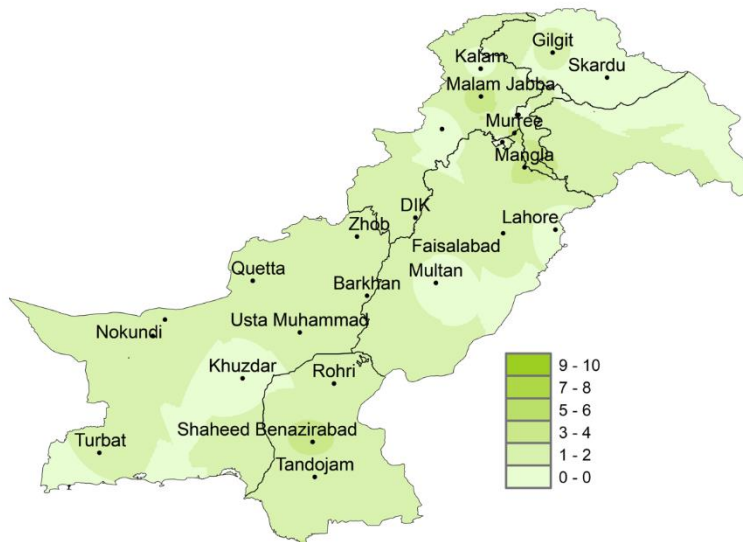


Figure 12: Mean Wind Speed 0300

**Mean Wind Speed (Knots) at 1700PST during the  
Previous week (27<sup>th</sup> October – 03<sup>rd</sup> November 2024)**

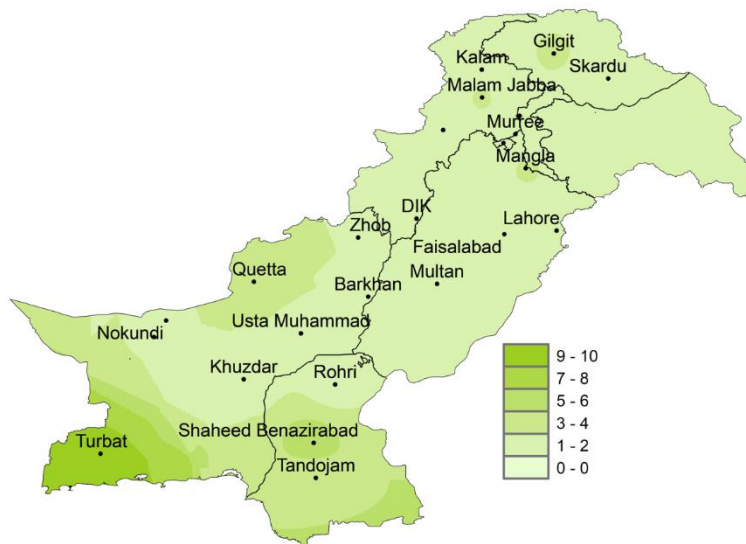
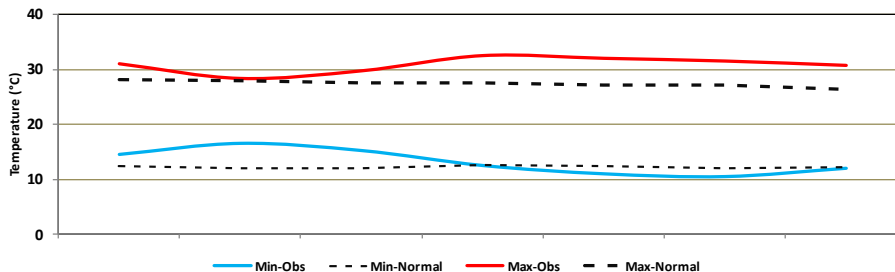


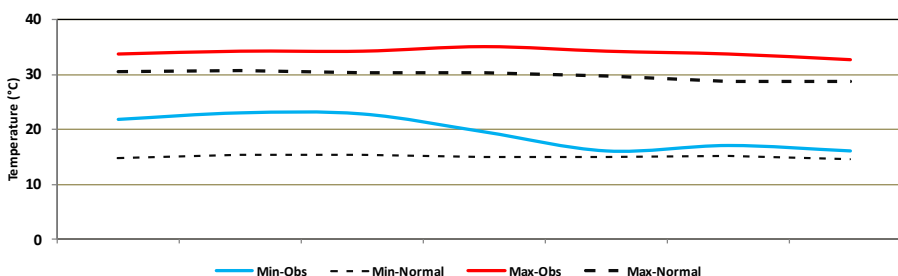
Figure 13: Mean Wind Speed 1700

Comparison of temperatures for RAMCs (Minimum & Maximum with normal) during the previous week (27<sup>th</sup> October – 03<sup>rd</sup> November 2024)

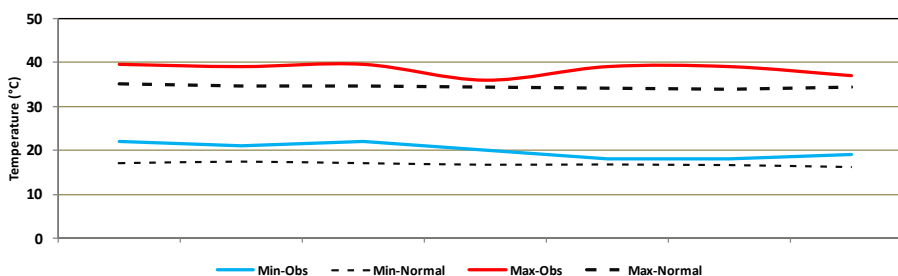
Rawalpindi (Min & Max Temperatures)



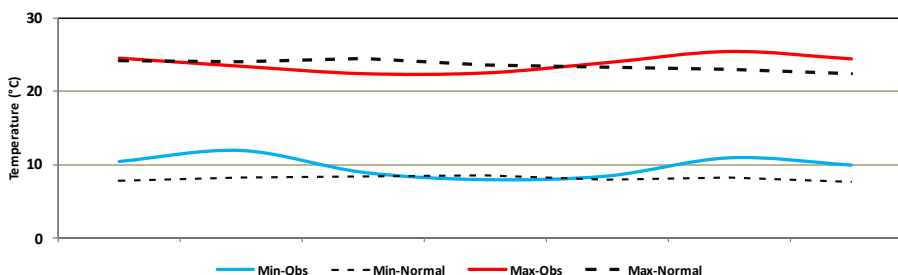
Faisalabad (Min & Max Temperatures)



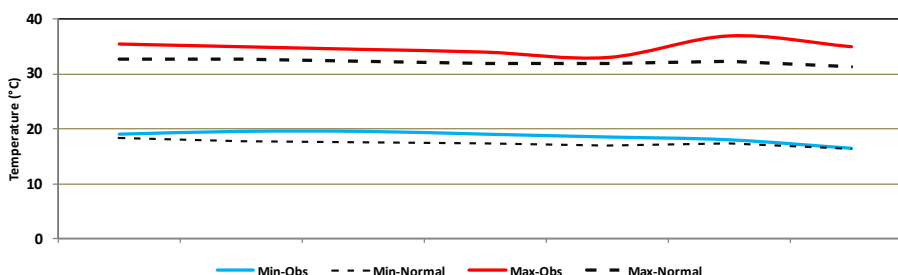
Tandojam (Min & Max Temperatures)



Quetta (Min & Max Temperatures)



Usta Muhammad (Min & Max Temperatures)



**Weekly Weather Advisory for Farmers****(04<sup>th</sup> – 10<sup>th</sup> November 2024)**

Continental air is prevailing over most parts of the country.

**MONDAY****04-11-2024**

Dry weather expected in most parts of the country, while cold in hilly areas during night hours. However, smog/light fog is likely to persist in most parts of the Punjab.

**TUESDAY****05-11-2024**

Dry weather expected in most parts of the country, while cold in hilly areas during morning and night hours. However, smog/light fog is likely to persist in most parts of the Punjab.

**WEDNESDAY****06-11-2024**

Mainly dry weather is expected in most parts of the country. While cold in hilly areas. However, smog / light fog is likely in plain areas of Punjab. Partly cloudy is likely in northern parts of the country.

**THURSDAY****07-11-2024**

Mainly dry weather is expected in most parts of the country. While cold in hilly areas. However, smog / light fog is likely in plain areas of Punjab. Cloudy weather with chances of rain is likely at isolated places in Gilgit-Baltistan.

**FRIDAY****08-11-2024**

Mainly dry weather is expected in most parts of the country. While cold in hilly areas. However, smog / light fog is likely in plain areas of Punjab. Cloudy weather with chances of rain (light snowfall over mountain) are likely at isolated places in Gilgit-Baltistan, Chitral, Swat, Dir and Kohistan.

**SATURDAY****09-11-2024**

Mainly dry weather is expected in most parts of the country. While cold in hilly areas. However, smog / light fog is likely in plain areas of Punjab. Cloudy weather with chances of rain (light snowfall over mountain) are likely at isolated places in Gilgit-Baltistan, Chitral, Swat, Dir and Kohistan.

**SUNDAY****10-11-2024**

Mainly dry weather is expected in most parts of the country. While cold in hilly areas. However, smog / light fog is likely in plain areas of Punjab. Cloudy

weather with chances of rain (light snowfall over mountain) are likely at isolated places in Gilgit-Baltistan, Chitral, Swat, Dir and Kohistan.

**ADVISORY FOR FARMERS**

- The farmers may plan field activities according to the PMD weather forecast.

**National Weather Data of Selected Cities from (27<sup>th</sup> October – 03<sup>rd</sup> November 2024)**

Stations	Minimum/Day Time Temperature (°C)		Growing Degree Days	Relative Humidity (%)	Rainfall (mm)	Cloudiness (Oktas) 0800 PST	Cloudiness (Oktas) 1700 PST	Wind Speed (Knots) 0800 PST	Wind Speed (Knots) 1700 PST
	Mean	Lowest							
D.I. Khan	20.2	18.5	84.3	65	0.00	0.6	0.0	1.4	1.4
Faisalabad	19.4	16.0	81.9	61	0.00	0.0	0.3	0.9	0.9
Gawadar	20.8	18.5	92.0	71	0.00	0.0	0.0	0.0	10.3
Gilgit	7.0	4.0	0.0	67	3.81	2.6	3.6	0.6	2.3
Kalam	5.2	4.0	0.0	68	6.00	1.9	4.7	0.0	0.0
Khuzdar	14.9	14.5	54.0	25	0.00	0.0	0.0	0.0	0.9
Lahore	19.6	18.2	76.4	61	0.00	0.3	0.6	0.0	0.3
Malam Jabba	7.6	4.5	0.0	64	52.00	2.7	1.6	2.9	2.3
Mangla	16.6	13.3	64.3	65	0.01	2.1	1.6	2.3	2.3
Multan (PBO)	20.1	18.0	84.0	63	0.00	0.0	0.0	0.0	0.6
Murree	10.3	8.0	6.1	58	7.00	2.1	1.9	2.9	0.9
Muzaffarabad	12.9	11.0	33.6	69	12.50	2.7	2.4	0.0	0.6
Sh. Ben. Abad	21.8	20.5	108.4	57	0.00	0.0	0.0	2.6	5.1
Peshawar	15.4	12.7	55.5	71	0.00	2.6	2.6	0.0	0.3
Quetta	9.9	8.0	83.1	31	0.00	0.6	0.0	1.2	3.6
Rawalpindi	13.2	18.0	49.0	66	1.30	2.4	1.9	0.0	0.0
Rohri	23.1	22.0	103.3	52	0.00	0.0	0.0	0.6	0.9
Skardu	2.7	0.3	0.0	68	17.80	4.1	4.7	0.0	0.0
Tandojam	20.0	18.0	99.5	65	0.00	0.0	0.0	0.6	2.6
U.Muhammad	18.6	16.5	152.0	60	0.00	0.0	0.0	0.8	1.1
Zhob	13.6	12.5	49.0	38	0.00	0.0	1.1	2.0	2.0

\*\*\* Shows that data was not available.