

Weekly Weather and Crop Bulletin for Pakistan

**NATIONAL AGROMET CENTRE
PAKISTAN METEOROLOGICAL
DEPARTMENT SECTOR H-8/2,
ISLAMABAD**

**Phone: +92-51-9250299
Email: dirnamc@yahoo.com**

Rainfall Distribution (mm) during the Previous Week (27th January – 02nd February 2025)

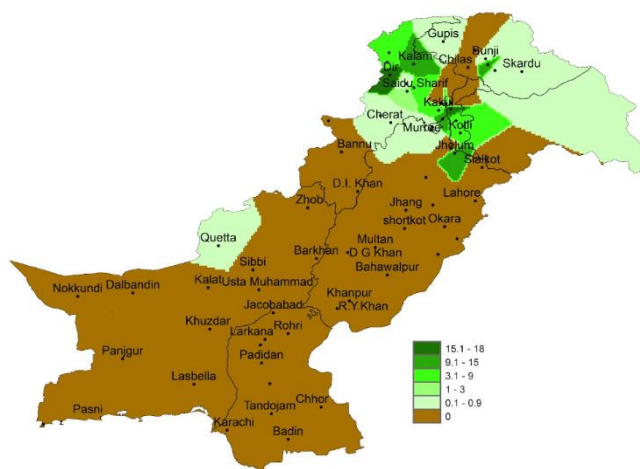


Figure 1: Rainfall.

Contents

Highlights of past weather	1
Past weather for Agri Plains	2-4
Crop progress	4
Agrometeorological parameters	
• Temperature	5-6
• R.H and GDD	7
• Cloudiness	8
• Wind speed	9
Comparison of temperatures for RAMCs during the previous week	10
Weather Outlook	11
Advisory for Farmers	11
National data for selected stations	12

Highlights of Past Weather

(27th January – 02nd February 2025)

- Mainly dry weather prevailed over the most parts of the country whereas light rainfall was reported from upper parts of Khyber Pakhtunkhwa along the adjoining areas of Azad Jammu and Kashmir including some isolated parts of Pothohar region and northeastern Punjab.
- Above normal daily maximum temperatures were observed in most parts of the country whereas near normal to below normal in some of the western parts of Balochistan.
- Normal to above normal daily minimum temperatures were observed in the country whereas below normal in some areas of Balochistan, as well as in a few parts of Gilgit Baltistan.
- Above normal daily mean temperatures were observed in most parts of the country whereas normal to below normal in western belt of Balochistan.

Patron-in-Chief: Mahr Sahibzad Khan (Director General)

Editor-in-Chief: Asma Jawad Hashmi (Director)

Editor: Beenish Nazakat (Assistant Meteorologist)

Past Weather of Provinces **(27th January – 02nd February 2025)**

Punjab

Dry weather reported from most parts of the province except few stations from Potohar during the previous week. Weekly maximum and minimum temperatures recorded as 23.2°C & 6.5°C respectively. Average relative humidity recorded as 59% and wind speed in the morning/evening recorded as 1.5/1.8 Knots. Maximum rainfall was reported as 12.31 mm from Murree. However, the lowest minimum temperature was recorded as -2.5°C at Murree.

Baluchistan

Dry weather reported from most parts of the province except Quetta where trace amount of rainfall was reported during the previous week. Weekly maximum and minimum temperatures recorded as 20.8°C & 4.5°C respectively. For the recent week on average 9.6 growing degree days were accumulated. Average relative humidity recorded 35% and wind speed in the morning/evening recorded as 1.4/4.0 Knots. The highest rainfall was reported as 0.01 (trace) mm from Quetta. However, the lowest minimum temperature was recorded -8.0°C at Kalat.

Khyber Pakhtunkhwa

Light rain reported from the upper parts of the province during the previous week. Weekly maximum and minimum temperatures recorded as 17.0°C & 2.7°C respectively. Average relative humidity recorded as 62% and wind speed in the morning/evening recorded as 1.5/1.3 Knots. The highest rainfall was reported as 18.00 mm from Dir. However, the lowest minimum temperature was recorded as -6.2°C at Kalam.

Sindh

Dry weather reported from the province during the previous week. Weekly maximum and minimum temperatures recorded as 27.4°C & 8.7°C respectively. For the recent week, on average 21.7 growing degree days were accumulated. Average relative humidity recorded as 57% and wind speed

in the morning/evening recorded as 1.4/3.5 Knots. The lowest minimum temperature recorded as 2.5°C at Moinjo Daro.

Gilgit-Baltistan and Azad Jammu & Kashmir

Light rainfall reported from Gilgit-Baltistan and Azad Jammu & Kashmir during the previous week. Weekly maximum and minimum temperatures are recorded as 12.8°C & -0.6°C respectively. Average relative humidity recorded as 58%. and wind speed recorded in the morning/evening as 1.2/1.0. The highest rainfall was reported as 15.40 mm from Garhi Dopatta. However, the lowest minimum temperature was recorded as -10.4 °C at Skardu.

Past Weather for Major Agricultural Plains**(27th January – 02nd February 2025)****Rawalpindi (Potohar region)**

Rainfall reported as 0.01 (trace) mm from Rawalpindi during the week; however, cloudiness in the morning/evening recorded 2.0/2.7 Oktas while average relative humidity observed as 60%. Mean night time temperature was recorded as 3.9°C. Mean wind speed recorded in the morning/evening as 0.3/0.5 Knots. The lowest minimum temperature was recorded as 1.2°C.

Faisalabad (Central Punjab)

Dry weather reported from Faisalabad during the week; however, cloudiness in the morning/evening recorded as 0.6/0.9 Oktas during the week while, average relative humidity observed as 63%. Mean night time temperature recorded as 6.0°C & for the recent week 1.3 growing degree days accumulated. Mean wind speed recorded in the morning/evening as 0.6/2.0 Knots. The lowest minimum temperature was recorded as 4.0°C.

Tandojam (Lower Sindh)

Dry weather reported from Tandojam during the week; however, clear sky observed in the morning/evening during the week while, average relative humidity observed as 60%. Mean night time temperature recorded as 8.4°C & for the recent week 19.5 growing degree days accumulated. Mean wind speed recorded in the morning/evening as 1.4/2.6 Knots. The lowest minimum temperature was recorded as 6.0°C.

Usta Muhammad (Eastern Baluchistan)

Dry weather reported from Usta Muhammad during the week; however, clear sky observed in the morning/evening during the week, while average relative humidity observed as 59%. Mean night time temperature recorded as 4.0°C & for the recent week 70.5 growing degree days accumulated. Mean wind speed recorded in the morning/evening as 0.8/2.2 Knots. The lowest minimum temperature was recorded as 2.5°C.

Quetta (Northern Baluchistan)

Dry weather was reported from Quetta during the week; however, cloudiness in the morning/evening recorded as 0.8/1.4 Oktas while, average relative humidity observed as 36%. Mean minimum time temperature recorded as 0.6°C & for the recent week 10.0 growing degree days accumulated. Mean wind speed recorded in the morning/evening as

2.0/4.4 Knots. The lowest minimum temperature was recorded as -2.5°C.

Past Weather for Sub-Regional Agricultural Plains (27th January – 02nd February 2025)**Multan**

Dry weather was reported from Multan during the week; however, cloudiness in the morning/evening recorded as 0.6/0.4 Oktas while average relative humidity observed as 59%. Mean night time temperature recorded as 7.4° C & for the recent week 5.4 growing degree days accumulated. Mean wind speed recorded in the morning/evening as 0.0/2.3 Knots.

Lahore

Dry weather reported from Lahore during the week; cloudiness in the morning/evening recorded as 2.2/1.0 Oktas while average relative humidity observed as 65%. Mean night time temperature recorded as 8.5° C & for the recent week 2.3 growing degree days accumulated. Mean wind speed recorded in the morning/evening as 0.0/0.9 Knots.

Zhob

Dry weather was reported from Zhob during the week; however, cloudiness in the morning/evening recorded as 0.9/0.9 Oktas during the week while, average relative humidity observed as 33%. Mean night time temperature recorded as 1.3°C. Wind speed recorded in the morning/evening as 0.9/4.0 Knots.

Murree

Rainfall reported as 12.31 mm from Murree during the week; however, cloudiness in the morning/evening recorded as 4.1/4.0 Oktas while, average relative humidity observed as 53%. Mean night time temperature recorded as -0.2°C. Mean wind speed recorded in the morning/evening as 4.6/2.3 Knots.

D.I. Khan

Dry weather reported from D.I. Khan during the week; however, cloudiness in the morning/evening recorded as 1.4/0.7 Oktas while, average relative humidity observed as 54%. Mean night time temperature recorded as 7.6° C & for the recent week 9.0 growing degree days accumulated. Mean wind speed recorded in the morning/evening as 1.7/1.7 Knots.

Peshawar

Rainfall was reported as 0.01 (trace) mm from Peshawar during the week; however, cloudiness in the morning/evening recorded as 2.1/3.1 Oktas

while, average relative humidity observed as 52%. Mean night time temperature was recorded as 5.1°C. Mean wind speed recorded in the morning/evening as 0.9/2.6 Knots.

Kalam

Rainfall was reported as 11.00 mm from Kalam during the week; however, cloudiness in the morning/evening recorded as 2.9/3.7 Oktas while, average relative humidity observed as 59%. Mean night time temperature recorded as -4.6°C. Mean wind speed recorded in the morning/evening as calm.

Gilgit

Dry weather reported from Gilgit during the week, cloudiness in the morning/evening recorded as 3.7/4.4 Oktas while, average relative humidity observed as 55%. Mean night time temperature recorded as -2.3°C. Mean wind speed recorded in the morning/evening as 0.9/0.0 Knots.

Skardu

Rainfall reported as 0.02 mm from Skardu during the week; however, cloudiness in the morning/evening recorded as 5.6/3.7 Oktas while average relative humidity observed as 59%. Mean night time temperature recorded as -6.6°C. Mean wind speed recorded in the morning/evening as calm.

**Crop Situation for Major Agricultural Plains
(Based on data from Regional Agromet Centers)****Potohar Region (Rawalpindi)**

There is presently no crop grown in the fields of RAMC Rawalpindi.

Central Punjab (Faisalabad)

Wheat crop is sown in the fields of RAMC Faisalabad. Date of sowing: 25-11-2024. Phonological Stage: Shooting. Condition: Very good.

Lower Sindh (Tandojam)

Wheat crop is sown in the fields of RAMC Tandojam. Date of sowing 14-11-2024. Phonological Stage: Heading. Condition: Very Good.

Northern Baluchistan (Quetta)

Wheat crop is sown in the fields of RAMC Quetta. Phonological Stage: Tillering. Condition: Good.

Eastern Baluchistan (Usta Muhammad)

Wheat crop is sown in the fields of RAMC Usta Muhammad. Phonological Stage: Tillering. Condition: *Good*.

Actual & Departure of Maximum temperature (°C) for the Previous week (27th January – 02nd February 2025)

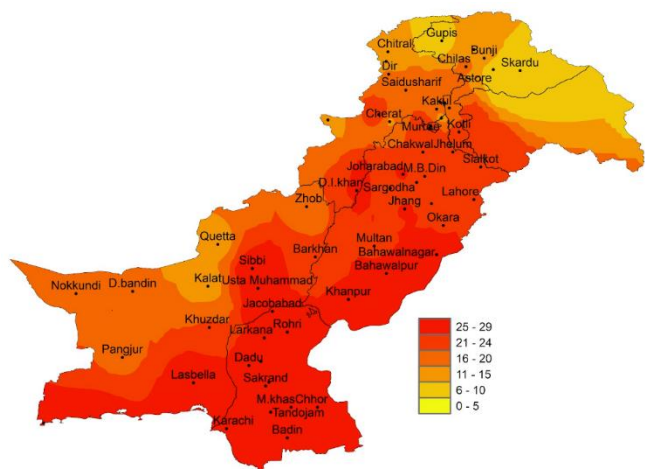


Figure 2: Actual Maximum temperature.

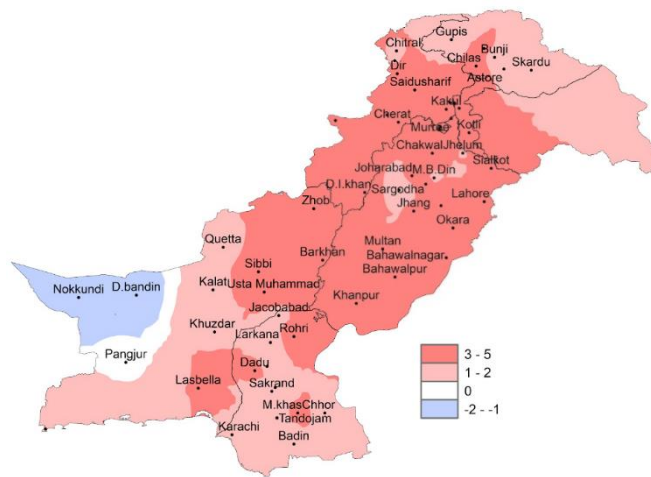


Figure 3: Departure of Maximum temperature.

Actual & Departure of Mean temperature (°C) for the Previous week (27th January – 02nd February 2025)

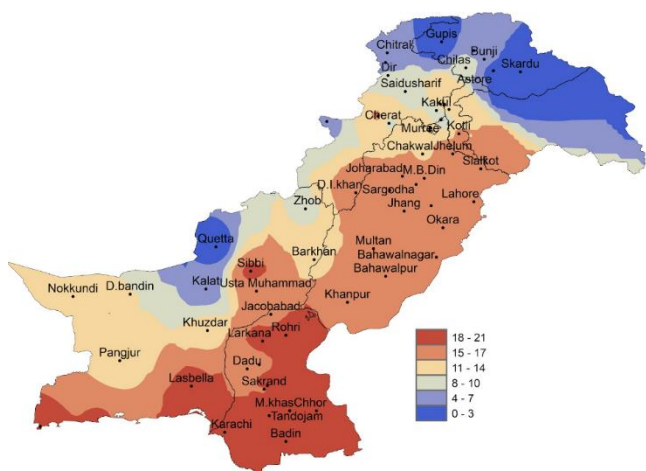


Figure 5: Actual Mean temperature.

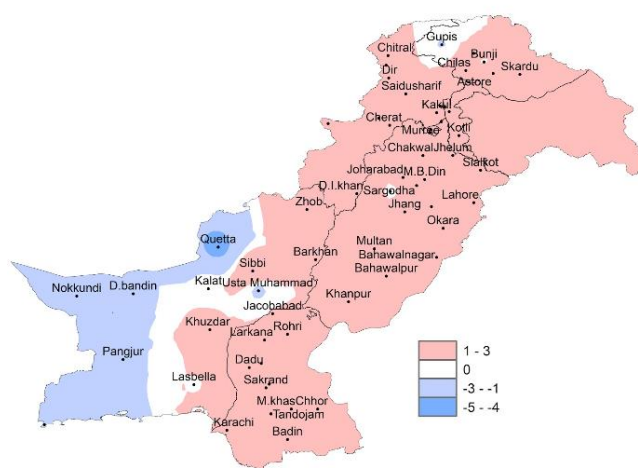


Figure 4: Departure of Mean temperature.

**Actual Minimum temperature (°C) during the
Previous week (27th January – 02nd February 2025)**

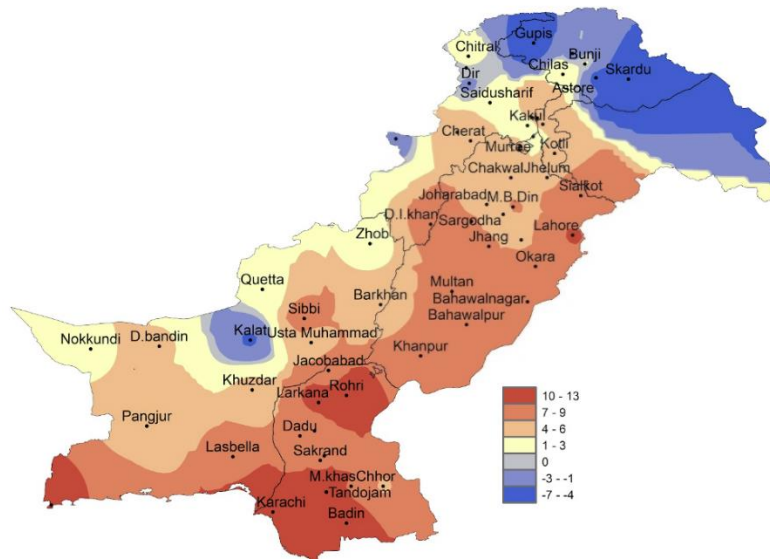


Figure 6: Actual Minimum temperature.

**Departure of Minimum temperature (°C) during the
Previous week (27th January – 02nd February 2025)**

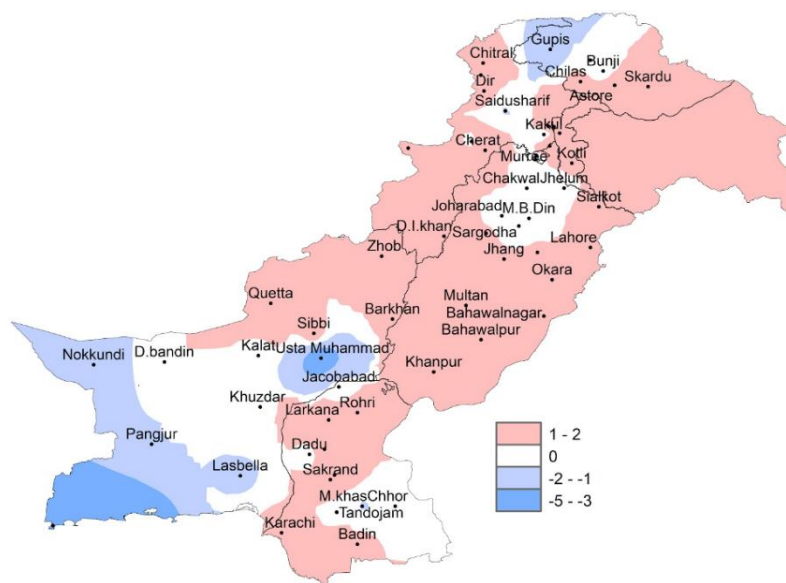


Figure 7: Departure of Minimum temperature.

**Mean Relative Humidity (%) during the
Previous week (27th January – 02nd February 2025)**

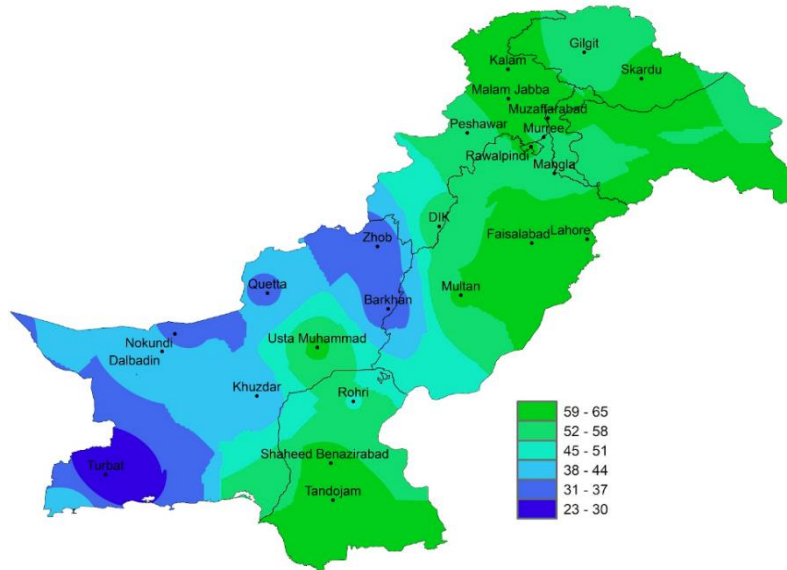


Figure 8: Relative Humidity

**Total Growing Degree Days accumulated during the
Previous week (27th January – 02nd February 2025)**

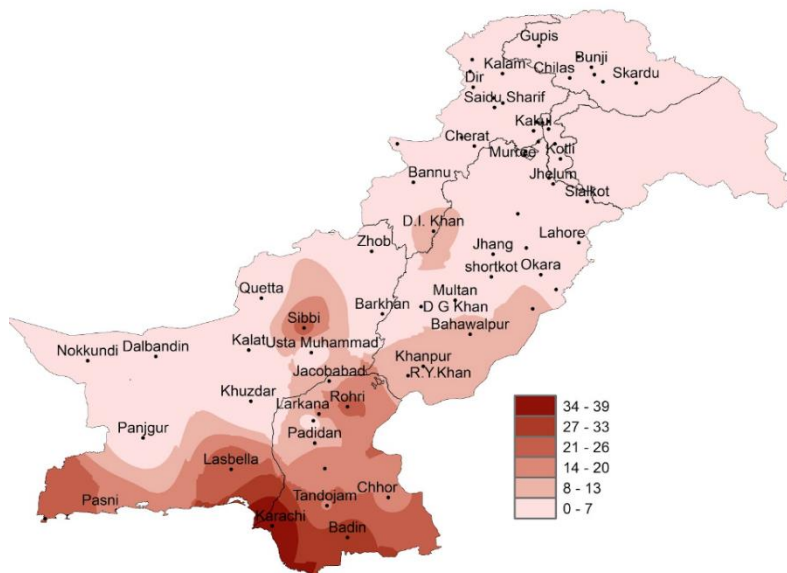


Figure 9: Growing Degree Days

Mean Cloudiness (Octas) at 0800PST during the
Previous week (27th January – 02nd February 2025)

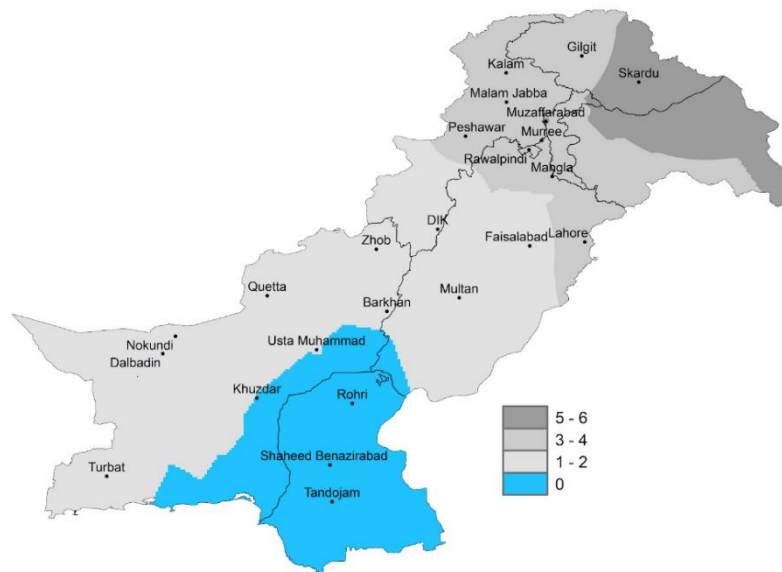


Figure 10: Mean Cloudiness at 0800

Mean Cloudiness (Octas) at 1700PST during the
Previous week (27th January – 02nd February 2025)

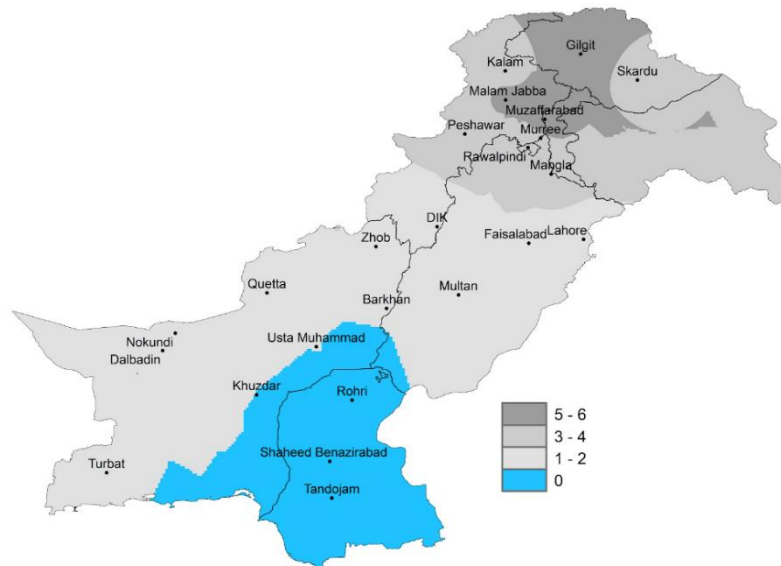


Figure 11: Mean Cloudiness at 1700

**Mean Wind Speed (Knots) at 0800PST during the
Previous week (27th January – 02nd February 2025)**

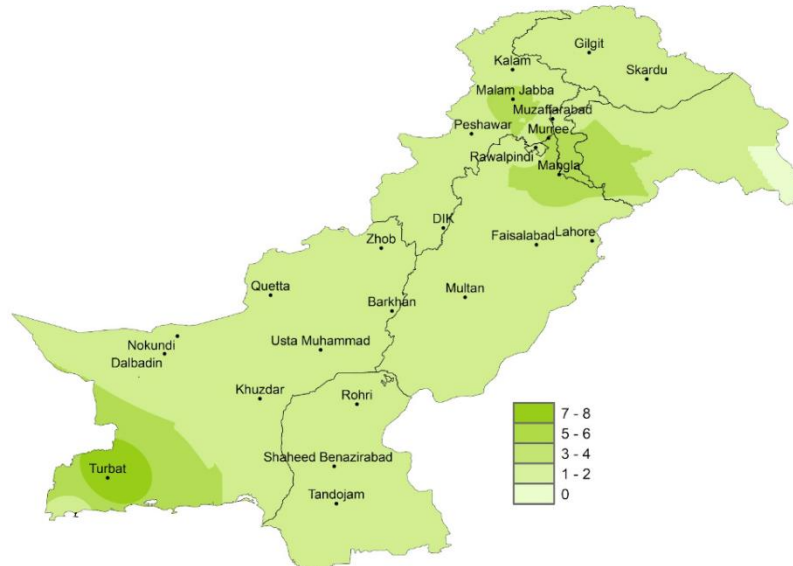


Figure 12: Mean Wind Speed 0300

**Mean Wind Speed (Knots) at 1700PST during the
Previous week (27th January – 02nd February 2025)**

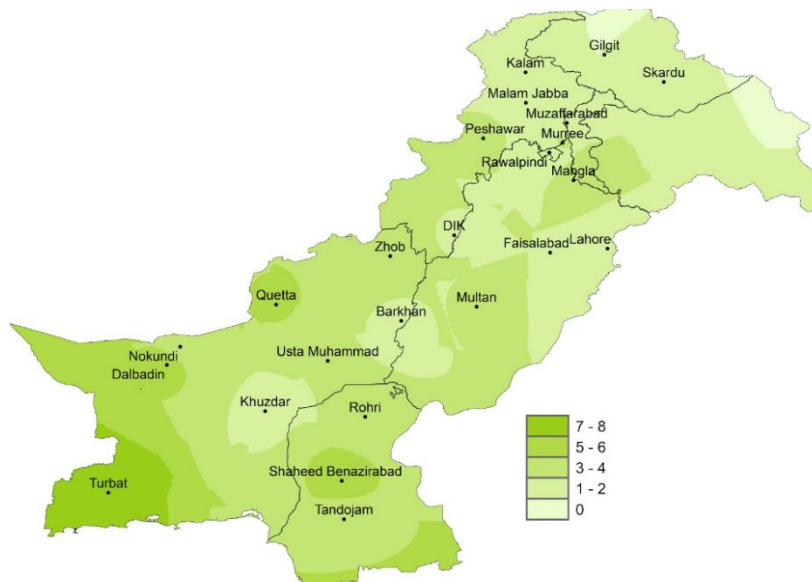
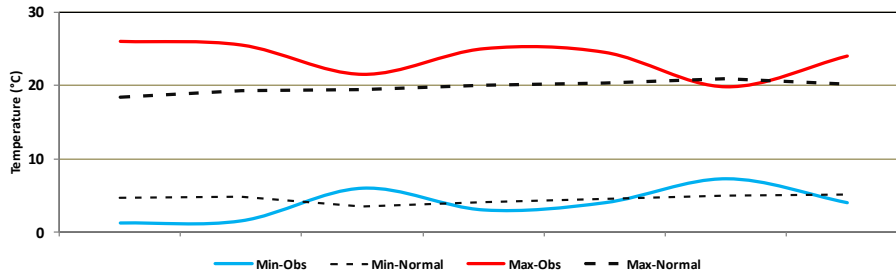


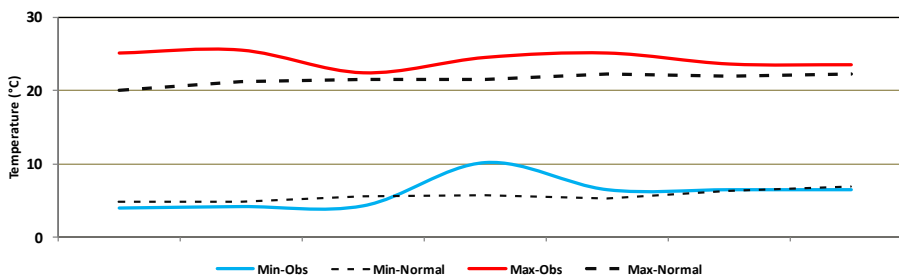
Figure 13: Mean Wind Speed 1700

Comparison of temperatures for RAMCs (Minimum & Maximum with normal) during the previous week (27th January – 02nd February 2025)

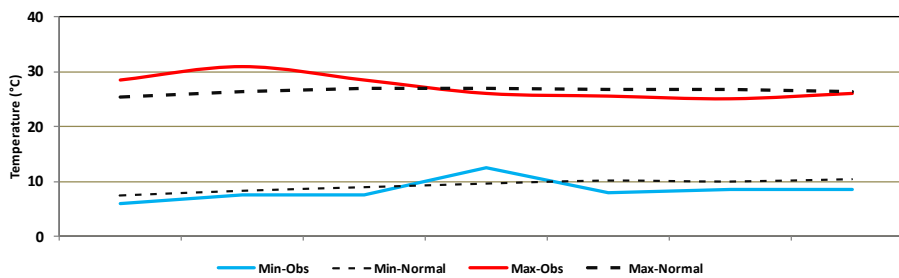
Rawalpindi (Min & Max Temperatures)



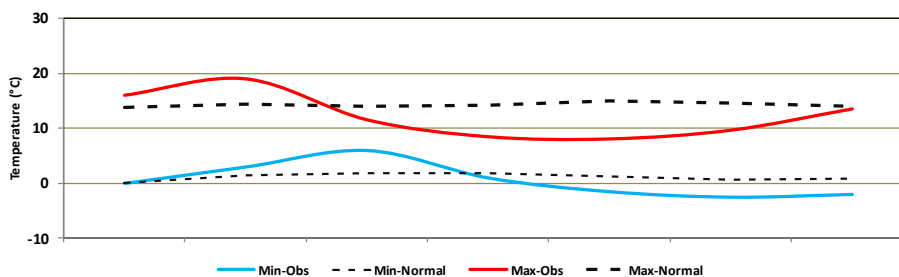
Faisalabad (Min & Max Temperatures)



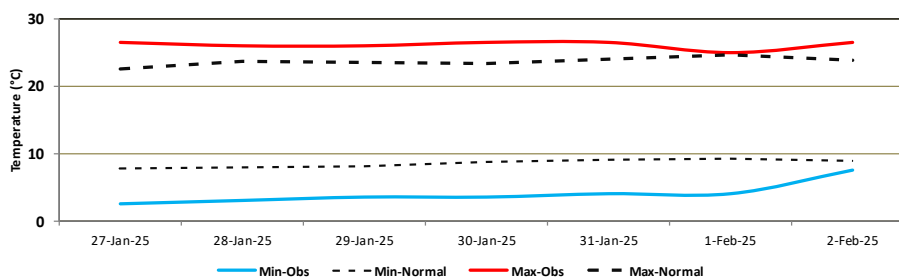
Tandojam (Min & Max Temperatures)



Quetta (Min & Max Temperatures)



Usta Muhammad (Min & Max Temperatures)



Weekly Weather Advisory for Farmers**(03rd – 09th February 2025)**

Continental air is prevailing over most parts of the country. A westerly wave is likely to affect the western and upper parts of the country tonight.

MONDAY**03-02-2024**

Cold and dry weather is expected in most parts of the country. While light rain-winds (light snow over hills) at isolated places in northwestern Balochistan, Gilgit-Baltistan and Upper Khyber Pakhtunkhwa during evening/night.

TUESDAY**04-02-2024**

Cold and dry weather is expected in most parts of the country. However, rain-wind (snowfall over the mountains) are expected at isolated places in Kashmir, north-east Punjab, Gilgit-Baltistan and Upper Khyber Pakhtunkhwa. Light to moderate fog is also likely to occur in northeast Punjab during morning hours.

WEDNESDAY**05-02-2025**

Mainly cold and dry weather is expected in most plain areas of the country while very cold in hilly areas. While cloudy weather with isolated rain/snow in expected in Gilgit-Baltistan, upper Khyber Pakhtunkhwa and Kashmir.

THURSDAY**06-02-2025**

Mainly cold and dry weather is expected in most plain areas of the country while very cold in hilly areas. While partly cloudy weather with isolated light rain/light snowfall in expected in Gilgit-Baltistan, upper Khyber Pakhtunkhwa. Cloudy weather is expected in western Balochistan.

FRIDAY**07-02-2025**

Mainly cold and dry weather is expected in most plain areas of the country while very cold in hilly areas. While partly cloudy weather is likely in expected in Gilgit-Baltistan and upper Khyber Pakhtunkhwa.

SATURDAY**08-02-2025**

Mainly cold and dry weather is expected in most plain areas of the country while very cold in hilly areas. Rain/snowfall over hills with gusty winds is likely in Gilgit-Baltistan, upper Khyber Pakhtunkhwa, Kashmir and north/western Balochistan.

SUNDAY**09-02-2025**

Rain/snowfall over hills with gusty winds is likely in Gilgit-Baltistan, upper Khyber Pakhtunkhwa, north/western Balochistan, Potohar region and Kashmir during night hours.

ADVISORY FOR FARMERS

- The farmers may plan field activities according to the PMD weather forecast.

National Weather Data of Selected Cities from (27th January – 02nd February 2025)

Stations	Minimum/Day Time Temperature (°C)		Growing Degree Days	Relative Humidity (%)	Rainfall (mm)	Cloudiness (Oktas) 0800 PST	Cloudiness (Oktas) 1700 PST	Wind Speed (Knots) 0800 PST	Wind Speed (Knots) 1700 PST
	Mean	Lowest							
D.I. Khan	7.6	6.0	9.0	54	0.00	1.1	0.0	1.7	1.7
Faisalabad	6.0	4.0	1.3	63	0.00	0.6	0.9	0.6	2.0
Gwadar	9.9	9.5	24.5	42	0.00	0.0	0.0	1.1	6.3
Gilgit	-2.3	-5.3	0.0	55	0.00	3.7	4.4	0.9	0.0
Kalam	-4.6	-6.2	0.0	59	11.00	2.9	3.7	0.0	0.0
Khuzdar	4.0	0.5	0.0	40	0.00	0.0	0.0	0.0	1.1
Lahore	8.5	6.4	2.3	65	0.00	4.1	1.0	0.0	0.9
Malam Jabba	-0.8	-3.0	0.0	65	7.00	2.0	4.2	3.4	1.3
Mangla	4.9	1.6	0.0	55	0.00	2.0	2.6	3.7	2.9
Multan (PBO)	7.4	6.0	5.4	59	0.00	0.6	0.4	0.0	2.3
Murree	-0.2	-2.5	0.0	53	12.31	4.1	4.0	4.6	2.3
Muzaffarabad	4.3	3.3	0.0	63	5.50	4.4	4.7	0.3	1.1
Sh. Ben. Abad	8.3	5.8	19.8	59	0.00	0.0	0.0	1.7	5.4
Peshawar	5.1	2.8	0.0	52	0.01	2.1	3.1	0.9	2.6
Quetta	0.6	-2.5	10.0	36	0.00	0.8	1.4	2.0	4.4
Rawalpindi	3.9	18.0	0.0	60	0.01	2.0	2.7	0.3	0.5
Rohri	9.9	7.5	21.5	51	0.00	0.0	0.0	1.1	2.6
Skardu	-6.6	-10.4	0.0	59	0.02	5.6	3.7	0.0	0.0
Tandojam	8.4	6.0	19.5	60	0.00	0.0	0.0	1.4	2.6
U.Muhammad	4.0	2.5	70.5	59	0.00	0.0	0.0	0.8	2.2
Zhob	1.3	-0.5	0.0	33	0.00	0.9	0.9	0.9	4.0

*** Shows that data was not available.