

Weekly Weather and Crop Bulletin for Pakistan

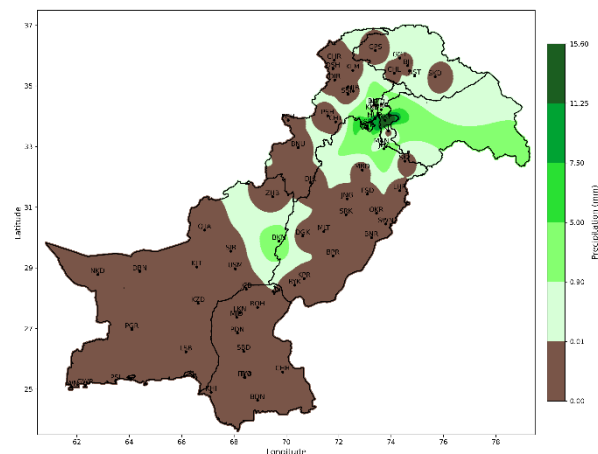
**NATIONAL AGROMET CENTRE
PAKISTAN METEOROLOGICAL
DEPARTMENT SECTOR H-8/2,
ISLAMABAD**

Phone: +92-51-9250299

Email: dirnamc@yahoo.com

Rainfall Distribution (mm) during the Previous Week (17th – 23rd March 2025)

Figure 1: Rainfall.



Highlights of Past Weather **(17th – 23rd March 2025)**

- Dry weather reported from most parts of the country while light rainfall reported from Pothohar region and Azad Jammu & Kashmir.
- Above normal daily maximum temperatures were observed in the country.
- Normal to above normal daily minimum temperatures were observed in most parts of the country whereas below normal observed in isolated parts of Khyber Pakhtunkhwa, Gilgit Baltistan and Balochistan.
- Above normal daily temperatures were observed in the country.

Contents

Highlights of past weather	1
Past weather for Agri Plains	2-4
Crop progress	4
Agrometeorological parameters	
• Temperature	5-6
• R.H and GDD	7
• Cloudiness	8
• Wind speed	9
Comparison of temperatures for RAMCs during the previous week	10
Weather Outlook	11
Advisory for Farmers	11
National data for selected stations	12

Patron-in-Chief: Mahr Sahibzad Khan (Director General)

Editor-in-Chief: Asma Jawad Hashmi (Director)

Editor: Beenish Nazakat (Assistant Meteorologist)

Past Weather of Provinces **(17th – 23rd March 2025)**

Punjab

Light rainfall was observed in the northern parts of Punjab whereas dry weather reported from the rest of the province during the previous week. Weekly maximum and minimum temperatures recorded as 31.4°C & 14.6°C respectively. For the recent week, on average 44.4 growing degree days were accumulated. Average relative humidity recorded as 47% and wind speed in the morning/evening recorded as 1.5/3.0 Knots. Maximum rainfall was reported as 10.50 mm from Murree. However, the lowest minimum temperature was recorded as 2.7°C at Murree.

Baluchistan

Dry weather reported from most parts of the province during the previous week. Weekly maximum and minimum temperatures recorded as 30.2°C & 12.9°C respectively. For the recent week on average 46.9 growing degree days were accumulated. Average relative humidity recorded 30% and wind speed in the morning/evening recorded as 0.4/5.7 Knots. The maximum rainfall was reported as 1.00 mm from Barkhan. However, the lowest minimum temperature was recorded 2.0°C at Kalat.

Khyber Pakhtunkhwa

Dry weather was reported from the province during the previous week. Weekly maximum and minimum temperatures recorded as 25.8°C & 9.1°C respectively. For the recent week on average 21.3 growing degree days were accumulated. Average relative humidity recorded as 51% and wind speed in the morning/evening recorded as 1.2/2.6 Knots. The maximum rainfall was reported as 2.00 mm from Kakul. However, the lowest minimum temperature was recorded as 0.3°C at Kalam.

Sindh

Dry weather was reported from the province during the previous week. Weekly maximum and minimum temperatures recorded as 36.4°C & 17.6°C respectively. For the recent week, on

average 83.9 growing degree days were accumulated. Average relative humidity recorded as 45% and wind speed in the morning/evening recorded as 1.4/4.2 Knots. However, the lowest minimum temperature was recorded as 12.5°C at Mithi.

Gilgit-Baltistan and Azad Jammu & Kashmir

Light rainfall was reported from the most parts of Gilgit-Baltistan and Azad Jammu & Kashmir while dry weather reported from the isolated parts of Gilgit Baltistan during the previous week. Weekly maximum and minimum temperatures are recorded as 21.4°C & 6.1°C respectively. Average relative humidity recorded as 43% and wind speed recorded in the morning/evening as 0.4/2.6. The highest rainfall was reported as 15.60 mm from Rawalakot. However, the lowest minimum temperature was recorded as -1.5°C at Astore.

Past Weather for Major Agricultural Plains **(17th – 23rd March 2025)**

Rawalpindi (Potohar region)

Rainfall reported as 4.20 mm from Rawalpindi during the week; however, cloudiness in the morning/evening recorded 0.9/1.9 Oktas while average relative humidity observed as 48%. Mean night time temperature was recorded as 13.0°C & for the recent week 41.6 growing degree days accumulated. Mean wind speed recorded in the morning/evening as 0.2/0.6 Knots. The lowest minimum temperature was recorded as 12.3°C.

Faisalabad (Central Punjab)

Dry weather reported from Faisalabad during the week; however, cloudiness in the morning/evening recorded as 1.1/1.1 Oktas during the week while, average relative humidity observed as 56%. Mean night time temperature recorded as 15.5°C & for the recent week 60.5 growing degree days accumulated. Mean wind speed recorded in the morning/evening as 0.9/2.0 Knots. The lowest minimum temperature was recorded as 13.0°C.

Tandojam (Lower Sindh)

Dry weather reported from Tandojam during the week; however, average relative humidity observed as 55%. Mean night time temperature recorded as 15.6°C & for the recent week 79.0 growing degree days accumulated. Mean wind speed recorded in the morning/evening as 1.1/2.3 Knots. The lowest minimum temperature was recorded as 13.0°C.

Usta Muhammad (Eastern Baluchistan)

Dry weather reported from Usta Muhammad during the week; however, cloudiness in the morning/evening recorded as 0.7/1.5 Oktas during the week, while average relative humidity observed as 46%. Mean night time temperature recorded as 15.9°C & for the recent week 141.5 growing degree days accumulated. Mean wind speed recorded in the morning/evening as 1.1/2.8 Knots. The lowest minimum temperature was recorded as 14.0°C.

Quetta (Northern Baluchistan)

Dry weather reported from Quetta during the week; however, cloudiness in the morning/evening recorded as 1.0/2.4 Oktas while, average relative humidity observed as 25%. Mean night time temperature recorded as 7.4°C & for the recent week 71.3 growing degree days accumulated. Mean wind speed recorded in the morning/evening as

2.0/3.3 Knots. The lowest minimum temperature was recorded as 6.0°C.

Past Weather for Sub-Regional Agricultural Plains (17th – 23rd March 2025)

Multan

Dry weather reported from Multan during the week; however, cloudiness in the morning/evening recorded as 1.3/2.4 Oktas while average relative humidity observed as 48%. Mean night time temperature recorded as 16.3°C & for the recent week 63.0 growing degree days accumulated. Mean wind speed recorded in the morning/evening as 1.4/4.0 Knots.

Lahore

Dry weather reported from Lahore during the week; cloudiness in the morning/evening recorded as 1.0/1.4 Oktas while average relative humidity observed as 47%. Mean night time temperature recorded as 16.5° C & for the recent week 60.3 growing degree days accumulated. Mean wind speed recorded in the morning/evening as 0.0/3.1 Knots.

Zhob

Dry weather reported from Zhob during the week; however, cloudiness in the morning/evening recorded as 0.0/1.1 Oktas during the week while, average relative humidity observed as 24%. Mean night time temperature recorded as 11.8°C & for the recent week 29.0 growing degree days accumulated. Wind speed recorded in the morning/evening as 0.6/3.4 Knots.

Murree

Rainfall reported as 10.50 mm from Murree during the week; however, cloudiness in the morning/evening recorded as 0.9/3.3 Oktas while, average relative humidity observed as 46%. Mean night time temperature recorded as 4.3°C. Mean wind speed recorded in the morning/evening as 3.1/2.0 Knots.

D.I. Khan

Dry weather reported from D.I. Khan during the week; however, cloudiness in the morning/evening recorded as 0.0/1.3 Oktas while average relative humidity observed as 58%. Mean night time temperature recorded as 16.1°C & for the recent week 66.0 growing degree days accumulated. Mean wind speed recorded in the morning/evening as 0.9/0.9 Knots.

Peshawar

Dry weather reported from Peshawar during the week; however, cloudiness in the morning/evening recorded as 0.3/3.0 Oktas while, average relative

humidity observed as 51%. Mean night time temperature was recorded as 11.4°C & for the recent week 43.7 growing degree days accumulated. Mean wind speed recorded in the morning/evening as 0.9/3.6 Knots.

Kalam

Dry weather reported from Kalam during the week; however, cloudiness in the morning/evening recorded as 0.6/2.1 Oktas while, average relative humidity observed as 44%. Mean night time temperature recorded as 1.8°C. Mean wind speed recorded in the morning/evening as 1.1/0.0 Knots.

Gilgit

Rainfall reported as 0.01 mm (Trace) from Gilgit during the week, cloudiness in the morning/evening recorded as 2.7/4.1 Oktas while, average relative humidity observed as 29%. Mean night time temperature recorded as 4.9°C. Mean wind speed recorded in the morning/evening as 0.0/6.0 Knots.

Skardu

Dry weather reported from Skardu during the week; however, cloudiness in the morning/evening recorded as 4.3/2.1 Oktas while average relative humidity observed as 44%. Mean night time temperature recorded as 1.6°C. Mean wind speed recorded in the morning/evening as 0.3/0.0 Knots.

**Crop Situation for Major Agricultural Plains
(Based on data from Regional Agromet Centers)****Potohar Region (Rawalpindi)**

There is presently no crop grown in the fields of RAMC Rawalpindi.

Central Punjab (Faisalabad)

Wheat crops are sown in the fields of RAMC Faisalabad. Date of sowing: 25-11-2024. Phonological Stage: Milk Maturity. Condition: Very good.

Lower Sindh (Tandojam)

Wheat crops are sown in the fields of RAMC Tandojam. Date of sowing 14-11-2024. Phonological Stage: Harvested. Condition: Very Good.

Northern Baluchistan (Quetta)

Wheat crops are sown in the fields of RAMC Quetta. Phonological Stage: Shooting. Condition: Good.

Eastern Baluchistan (Usta Muhammad)

Wheat crop is sown in the fields of RAMC Usta Muhammad. Phonological Stage: Milk Maturity. Condition: *Good*.

Actual & Departure of Maximum temperature (°C) for the Previous week (17th – 23rd March 2025)

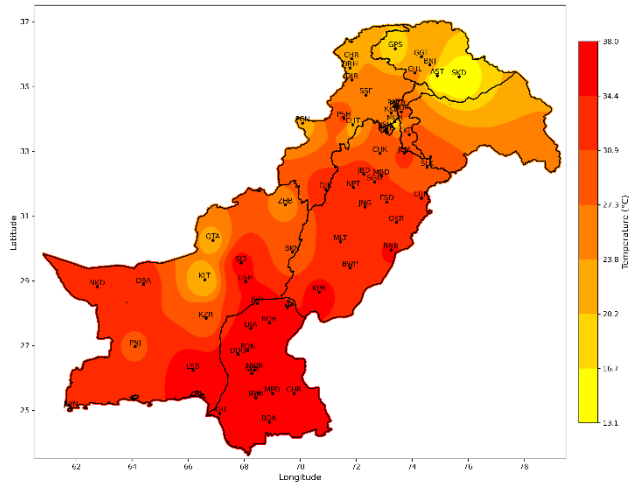


Figure 2: Actual Maximum temperature.

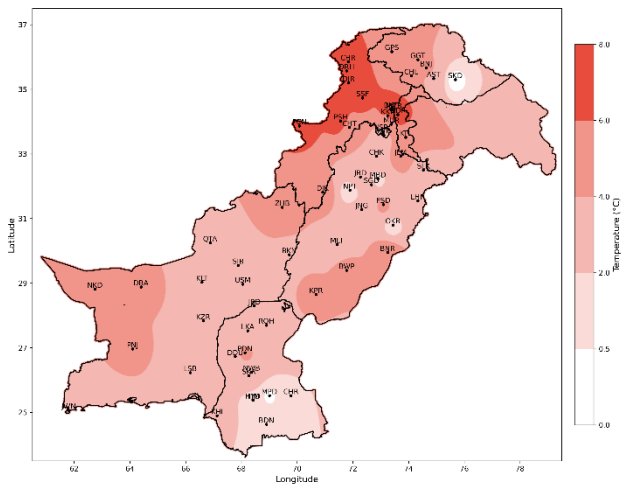


Figure 3: Departure of Maximum temperature.

Actual & Departure of Mean temperature (°C) for the Previous week (17th – 23rd March 2025)

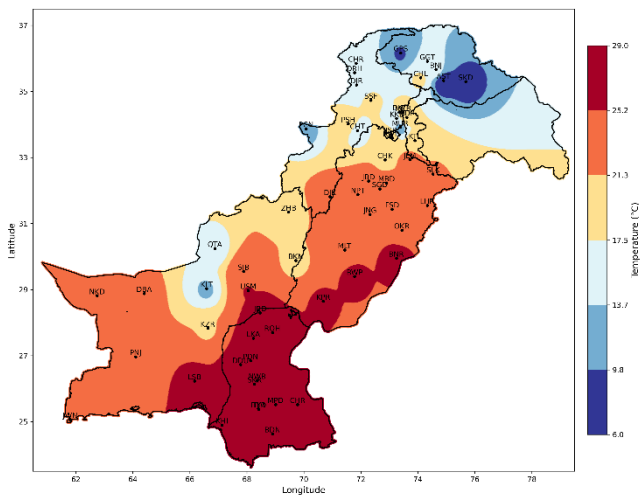


Figure 5: Actual Mean temperature.

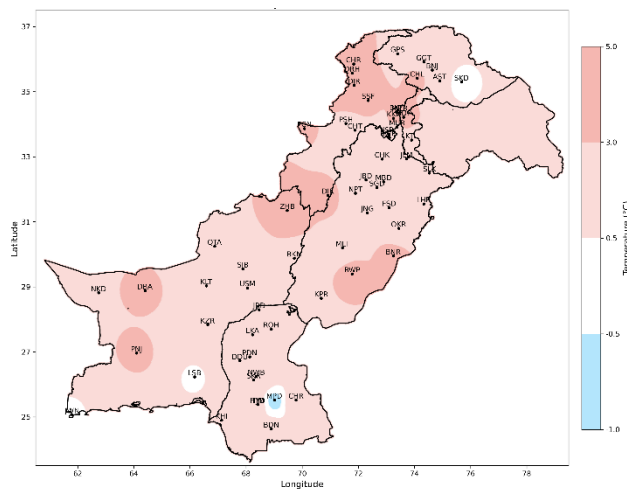


Figure 4: Departure of Mean temperature.

Actual Minimum temperature (°C) during the
Previous week (17th – 23rd March 2025)

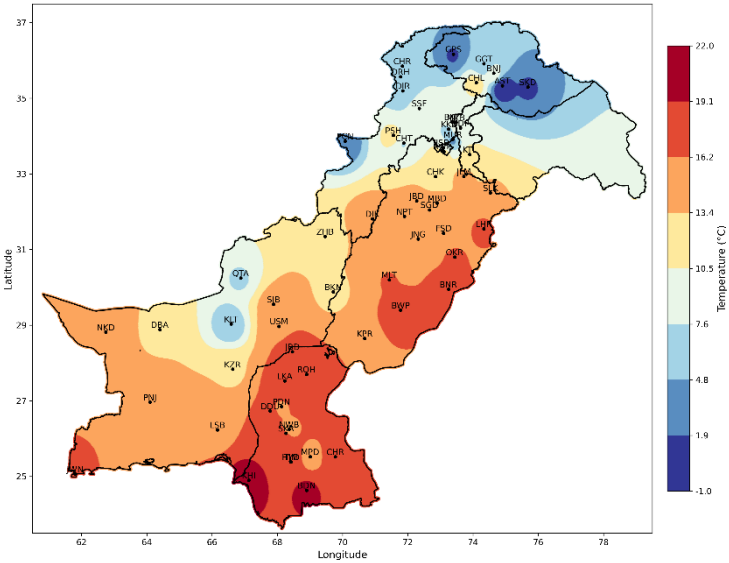


Figure 6: Actual Minimum temperature.

Departure of Minimum temperature (°C) during the
Previous week (17th – 23rd March 2025)

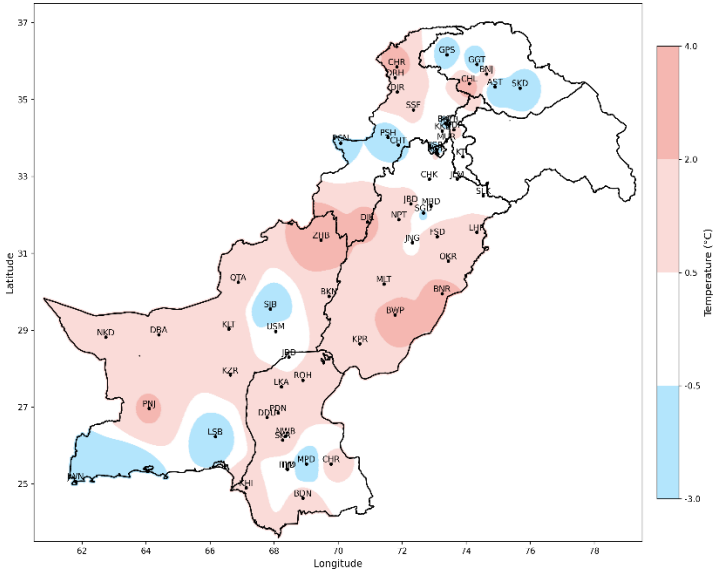


Figure 7: Departure of Minimum temperature.

Mean Relative Humidity (%) during the
Previous (17th – 23rd March 2025)

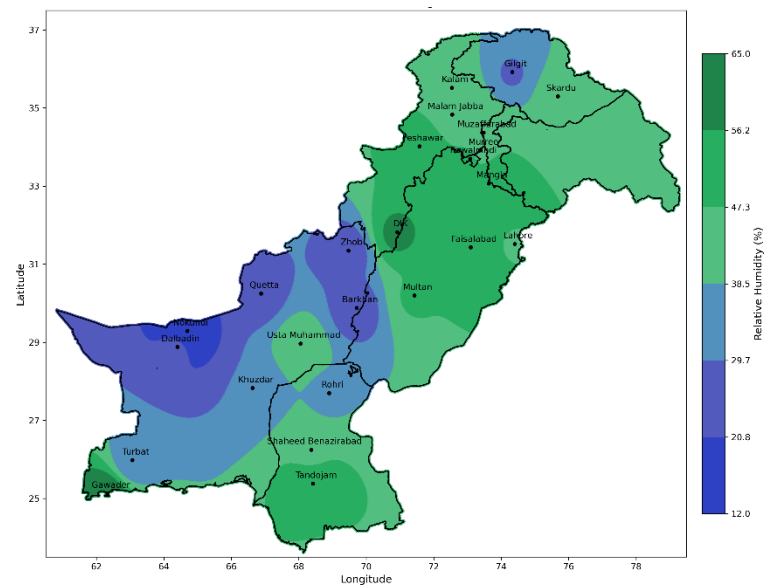


Figure 8: Relative Humidity

Total Growing Degree Days accumulated during the
Previous week (17th – 23rd March 2025)

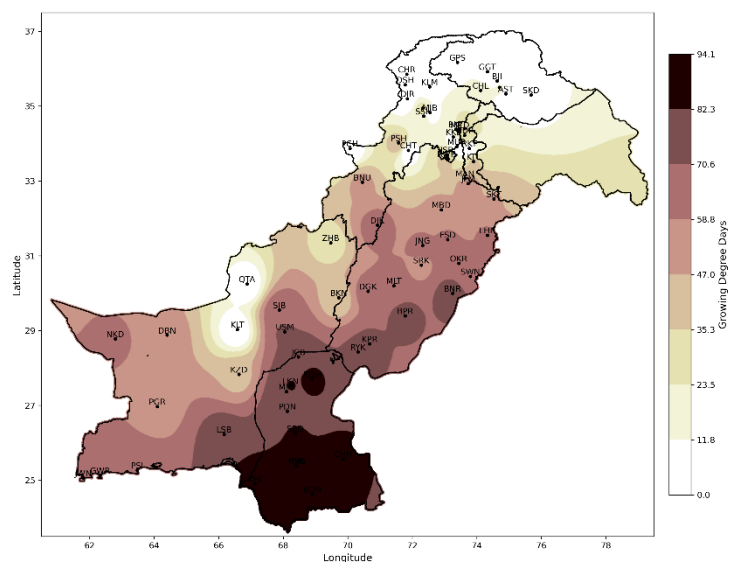


Figure 9: Growing Degree Days

Mean Cloudiness (Octas) at 0800PST during the
Previous week (17th – 23rd March 2025)

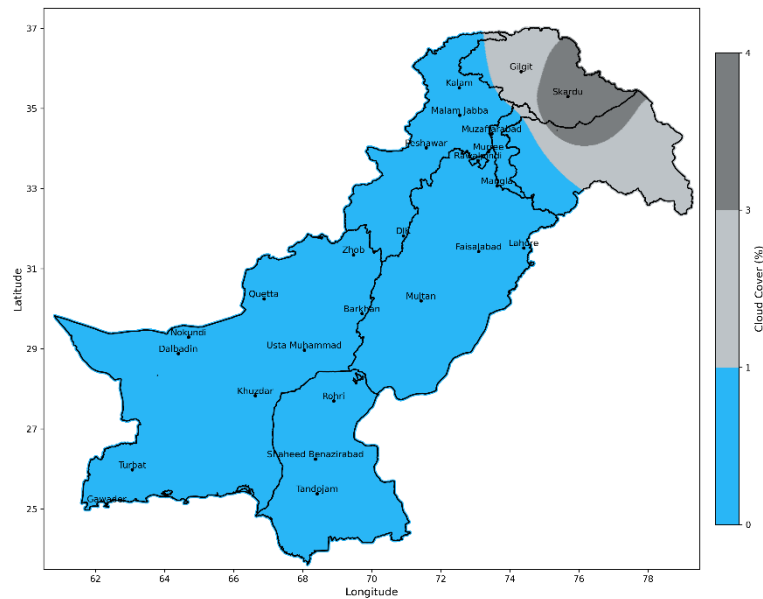


Figure 10: Mean Cloudiness at 0800

Mean Cloudiness (Octas) at 1700PST during the
Previous week (17th – 23rd March 2025))

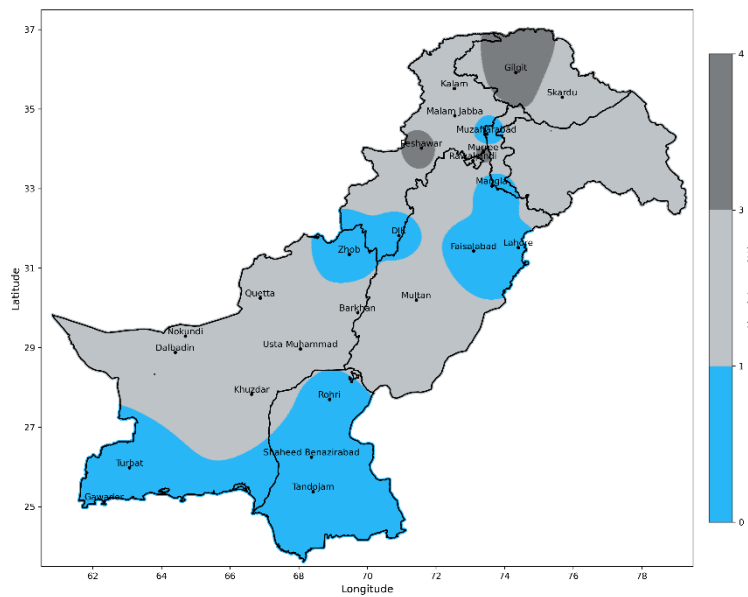


Figure 11: Mean Cloudiness at 1700

**Mean Wind Speed (Knots) at 0800PST during the
Previous week (17th – 23rd March 2025)**

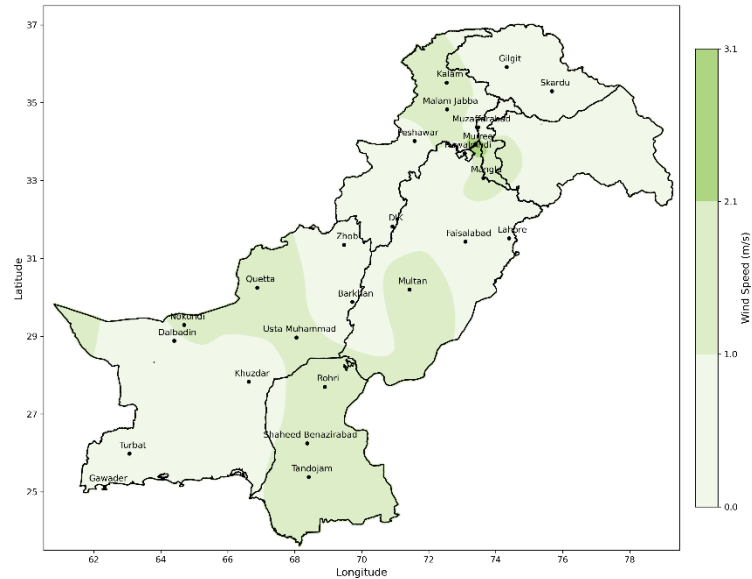


Figure 12: Mean Wind Speed 0300

**Mean Wind Speed (Knots) at 1700PST during the
Previous week (17th – 23rd March 2025)**

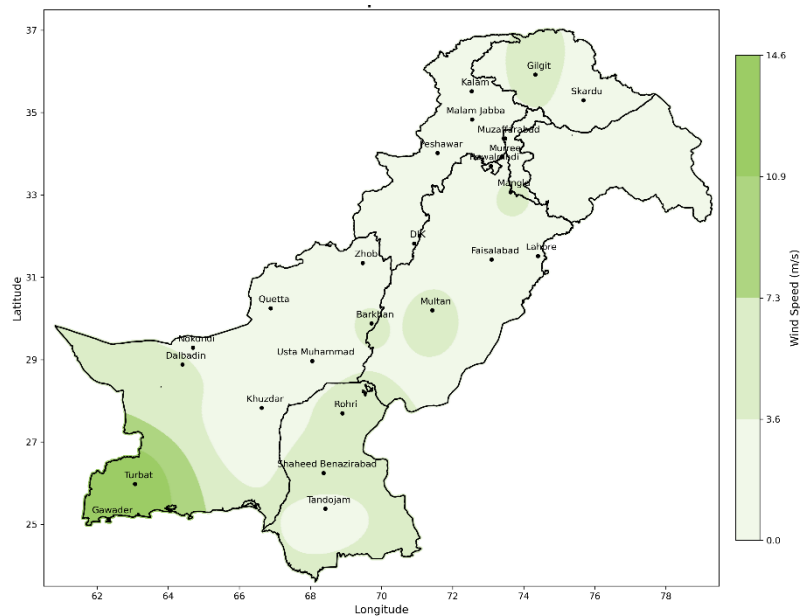
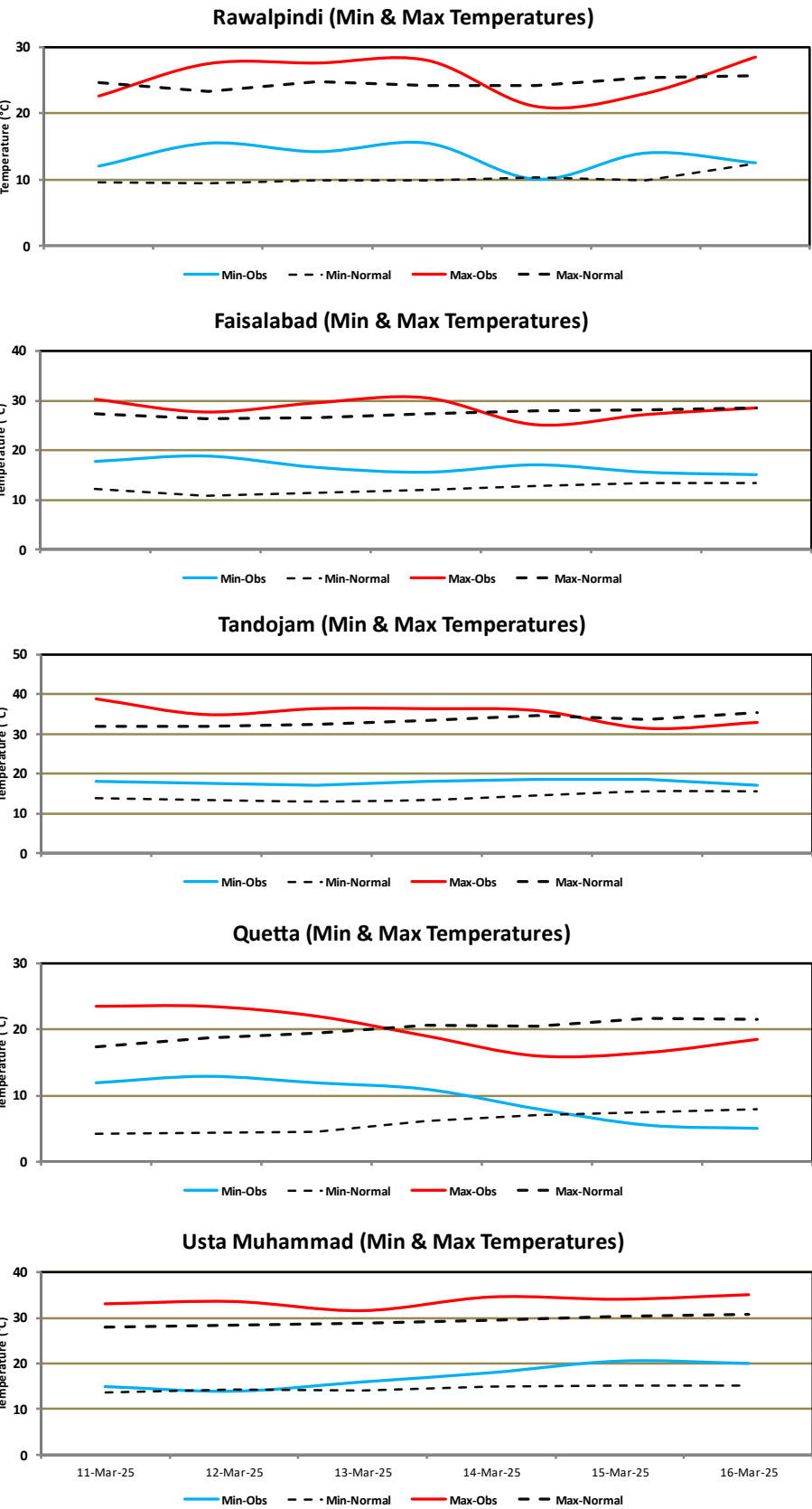


Figure 13: Mean Wind Speed 1700

Comparison of temperatures for RAMCs (Minimum & Maximum with normal)
during the previous week (17th – 23rd March 2025)



Weekly Weather Advisory for Farmers**(24th – 30th March 2025)**

A strong westerly wave is likely to approach western/upper parts of the country on 24th March (night) and likely to persist till 28th March.

MONDAY**24-03-2024**

Mainly dry weather is expected in most parts of the country while, hot in plain areas during day time. However, rain-wind/thunderstorm is likely at isolated places in Gilgit Baltistan and upper Khyber-Pakhtunkhwa during evening/night.

TUESDAY**25-03-2024**

Rain-wind/thunderstorm is expected at isolated places in Khyber Pakhtunkhwa, Gilgit-Baltistan, Kashmir, Pothohar region and Islamabad. Dry weather is likely elsewhere in the country while, hot in plain areas during day time.

WEDNESDAY**26-03-2025**

Rain-wind/thunderstorm (snowfall over mountain) is likely in Khyber Pakhtunkhwa, Gilgit Baltistan, Kashmir, north-east Balochistan, Islamabad and upper/south Punjab. Isolated hailstorm is also likely during the period.

THURSDAY**27-03-2025**

Dry weather is expected in most parts of the country while hot in southern parts. However, rain/thunderstorm is likely at isolated places in upper Khyber Pakhtunkhwa, Gilgit Baltistan, Kashmir and north-east/central Punjab.

FRIDAY**28-03-2025**

Mainly dry weather is expected in most parts of the country while hot in southern parts. However, partly cloudy weather with rain/thunderstorm is likely at isolated places in Gilgit Baltistan and Kashmir.

SATURDAY**29-03-2025**

Mainly dry weather is expected in most parts of the country while hot in plain areas.

SUNDAY**30-03-2025**

Mainly dry weather is expected in most parts of the country while hot in plain areas.

ADVISORY FOR FARMERS

- The farmers may plan field activities according to the PMD weather forecast.

National Weather Data of Selected Cities from (17th – 23rd March 2025)

Stations	Minimum/Day Time Temperature (°C)		Growing Degree Days	Relative Humidity (%)	Rainfall (mm)	Cloudiness (Oktas) 0800 PST	Cloudiness (Oktas) 1700 PST	Wind Speed (Knots) 0800 PST	Wind Speed (Knots) 1700 PST
	Mean	Lowest							
D.I. Khan	16.1	14.5	66.0	58	0.00	0.0	1.3	0.9	0.9
Faisalabad	15.5	13.0	60.5	56	0.00	1.1	1.1	0.9	2.0
Gwadar	15.6	14.0	64.3	65	0.00	0.4	0.4	0.0	14.6
Gilgit	4.9	3.0	0.0	29	0.01	2.7	4.1	0.0	6.0
Kalam	1.8	0.3	0.0	44	0.00	0.6	2.1	1.1	0.0
Khuzdar	12.9	11.5	42.5	30	0.00	0.9	1.9	0.0	0.0
Lahore	16.5	14.8	60.3	47	0.00	1.0	1.4	0.0	3.1
Malam Jabba	3.4	1.0	0.0	46	0.00	0.0	2.7	2.0	2.3
Mangla	12.3	11.1	46.3	53	0.20	0.3	1.0	1.1	4.3
Multan (PBO)	16.3	13.2	63.0	48	0.00	1.3	2.4	1.4	4.0
Murree	4.3	2.7	0.0	46	10.50	0.9	3.3	3.1	2.0
Muzaffarabad	9.6	7.9	30.3	47	3.90	0.4	0.7	0.0	0.0
Sh. Ben. Abad	15.7	13.0	83.1	45	0.00	0.0	1.1	1.1	6.0
Peshawar	11.4	11.0	43.7	51	0.00	0.3	3.0	0.9	3.6
Quetta	7.4	6.0	71.3	25	0.00	1.0	2.4	2.0	3.3
Rawalpindi	13.0	18.0	41.6	48	4.20	0.9	1.9	0.2	0.6
Rohri	18.4	15.5	84.8	37	0.00	0.0	1.3	2.0	4.3
Skardu	1.6	-0.6	0.0	44	0.00	4.3	2.1	0.3	0.0
Tandojam	15.6	13.0	79.0	55	0.00	0.0	0.0	1.1	2.3
U.Muhammad	15.9	14.0	141.5	46	0.00	0.7	1.5	1.1	2.8
Zhob	11.8	10.0	29.0	24	0.00	0.0	1.1	0.6	3.4

*** Shows that data was not available.